

## **Historic, Archive Document**

Do not assume content reflects current scientific knowledge, policies, or practices.



62.27  
The Pickers

THE SEEDS THAT YIELD  
ARE SOLD BY FIELD.



The greatest new early tomato in 25 years. Earlier than Earliana, as smooth and high colored as Stone, as meaty and solid as Ponderosa. See pages twenty-eight and twenty-nine.

ANNUAL SEED CATALOG  
1910

**HENRY FIELD SEED CO.**

SHENANDOAH, IOWA.

# JUST "VISITIN"

This page is just to visit and gossip in. I have written all the rest of the catalog first, and now that the hard work part is done, I propose to loaf, and write this page just anyway I please. I am not selling seeds in this page. Just visiting a little. If you are in a hurry you can go on and read the rest of the catalog and come back to this last.

I'll bet you've watched all through the book for testimonials, and wondered if I didn't have any. No, sir, not a testimonial. Some way I don't like them very well. Maybe it's just a prejudice, but I don't believe they do a bit of good. I've got bushels of 'em but if I put them all in, the catalog would look like a patent medicine almanac.

Testimonials always seem rather cut and dried somehow; like they had been written a purpose. They are too much like a posed gallery picture. You know the only picture that really looks like a man is the snap shot that is taken when he isn't looking. Then you can tell what he really looks like.

Same way with personal letters. The friendly personal letters that a man writes show you just what he is thinking about. I prize such letters highly especially when they are from big busy men, who are really worth while.

For instance, take this letter from H. W. Collingwood, the great editor of the Rural New Yorker. Maybe you don't know Collingwood and the Rural New Yorker, but if you do, you will know what a conservative and powerful team they are. This is just a personal letter, but it strikes the keynote of my business so well, I can't resist giving you a chance to read it. I wouldn't swap this letter for all the cut and dried testimonials you could stack up.

Dear Friend Field:—

I have been much interested in the development of your seed business. I remember corresponding with you many years ago when you were a farmer and gardener without any idea of getting into the seed business. You raised good vegetables and everyone of them, as I remember it, carried a portion of the best part of yourself, your good reputation. I don't know how you come to start in the seed business, but my impression was that you found it pretty hard to buy just the seeds you wanted and proceeded to make sure of them by growing some yourself. From this you found the difference between good seed and bad seed and my observation would be that you went into the seed business with the idea of letting the other fellow produce the bad seeds while you tried your hand at the good ones. I have liked the way you developed your trade. There are too many people in the business who cannot possibly see over the rim of a dollar nor can they possibly look into the future for it is beyond the length of their nose. They seem to go on the principle that if they can sell a lot of stuff and get the money for it that is all there is in it, without regard to what will be coming to them as a result of a "bad deal." Scripture tells us to take no thought for the morrow, but that never referred to the seed business, because the future of a seed is all in tomorrow. You cannot tell what it is going to do today, but you are constantly dealing with futures when you either buy or sell trees or seeds. It is only when the plants come up and show what they are made of that you know the real character of the seedsman, because as a good axeman is known by his chips, so a seedsman is known by the character of the crops which follow his seeds. I don't believe you could have developed your business as you have done unless you had been able to guarantee a square deal. There are lots of men who think they give a "square deal" when they take an ax and chop off the corners, because it requires some self denial and exertion to go around. You did not seem to do business in that way and we greatly respect you for it. I am glad to know your business is developing and that you can sleep at night with no night mares and bats flying around your pillow in the shape of letters from indignant customers, which have wings on them. With best wishes to you in every way, I am,  
Yours very truly, H. W. Collingwood, Editor.

And here is one from E. T. Meredith of Successful Farming. His paper is the brightest, strongest farm monthly you ever saw, and he is one of the big square pleasant kind of men who accomplish things because people have faith in them.

My Dear Mr. Field:—

I notice from the statement you make of returns from publications that Successful Farming has furnished several thousand customers. Had there been anything but square dealing on your part we would certainly have heard from it, but we have never yet had a complaint of any description while on the other hand, we have received many favorable reports from subscribers of ours who have purchased seeds from you.

We know that whenever they send an order to you they will get all that is coming to them and a little more. I certainly wish you continued success, and would be glad if you would call upon us when we can serve you in any way.  
E. T. Meredith, Mgr.

And this is from the Fruit-Grower people. They are a terror to crooked advertisers, and watch carefully the treatment that "their people" get. Nice

pleasant fellows they are, too, whom it is a pleasure to know:

We know of no advertiser who uses space in the Fruit-Grower who has come into more intimate relation with our subscribers than you have. We doubt if our readers are better acquainted with any of our patrons than they are with you and the fact that they continue to do an increasing business with you year after year without any complaint is one of the best testimonials you have that your treatment and your goods are satisfactory to them.

I had a lot more letters like these that I was going to put in here, but I haven't room for them. Of course I am proud of the success I have made in my business, but I am more proud of earning the good will and friendship of such men as these.

And the letters I get from my customers. My wife says she believes that if I wasn't making a dollar at the seed business I would stay in it just for the sake of the letters I get. And they are a great comfort. My customers look on me as a supply house for seeds, but more as a friend and adviser. They tell me of their success, and their plans, and their hopes, and I tell you I like it. I don't believe there is a seedsman in the country gets as nice letters as I do or as loyal a following. I just wish you could sit for an hour or two and read some of these letters; I can't only give you sketches from a few of them. Here's one from Pleasant Dale, Neb., marked "personal between me and you."

I must say, Field, I never sowed seeds that grew as yours do. I don't say this to pet you up or brag on you to make you feel good, but it's Gospel truth. We have the finest garden you ever saw.

And here is another Nebraska man whose neighbor joshed him for buying Iowa seed corn.

There was a man here told me when I was planting that seed corn that I would see when it made about 15 bushels to the acre in the fall, just where I went wrong. He was over the other day and I took him out through the White Elephant and I said to him: Here is that 15 bushel corn, and he said it would make 70 bushels easy.  
J. J. Chambers.

And here's a pointer from Kansas on the acclimating question.

Some of my neighbors tried to discourage me buying seed corn of you, as they said it would take it three years to get acclimated here in Kansas. Well, if it does I will need a log wagon to haul it out of the fields then. I was out today and shucked a load and had on an extra top box and could only get on three rows then, and had to raise the top box at that. I've got corn, and the other fellow that knew it all ain't hardly got nubbins.  
F. E. Johnson.

And here's a man from Missouri who has been "showed."

Well, the corn you sent me was all right. I've got the best corn I ever raised in 20 years. They all told me I wouldn't get any corn from that seed, but I find they didn't know as much as a rabbit. Geo. S. Birge.

I'd just like to sit here all night and show you letters, but I haven't time and you haven't time. I get all kinds of letters. One man in Oklahoma sent me a long folded piece of paper in a letter to show me just how long an ear of his corn was that he raised from the seed he got of me.

And one woman writes that she likes to read my catalog. That I talk sensible talk to people that I take to be sensible too. A man up in Canada writes and sends a marked copy of a paper telling how he won first prize at the fair with corn he raised from my seed. And a little girl in Tenn. sends some pressed flowers in a letter to show how nice they grew.

And so it goes. A farmer in Missouri writes that his corn is making 80 bushels to the acre, and he is sorry he didn't get enough seed for his whole quarter of corn land. A little girl in Michigan writes that her flowers are "the nicest in the country and took \$2.00 in prizes at the fair." A potato grower in Kansas writes "that his potatoes are making the biggest yield in the neighborhood," and a melon grower in Texas tells about beating all his neighbors on melons. And so they come and go.

I don't know any of these personally, that is, I would not know them if I should meet them, but still they are all friends of mine and helping on the success of my seed business.

Of course I want your business, that is what I am here for, but I want your good will, too, and I want to help you to make a success of your gardening and farming. If any advice you want, or any directions I can give you, I will be only too glad to help you.

And if you get a chance to give my seed business a little boost of course I will be glad of that. We all have troubles enough of our own in this world, and if we can be a little help to each other, so much the better.  
HENRY FIELD.

# The "Different" Seed Book



ONE of my customers wrote in one time that my seed book was "different somehow" from the other seed books he got, and I took it as a great compliment. He hit the nail square on the head. It is different from any other seed book I have ever seen. I meant that it should be. And there is a good reason for every odd thing about it.

In the first place my seed business is different from any other that I know of. I started as a market gardener. Raised to that business. I gardened for a long time before I ever thought of going into the seed business. I learned a lot about seeds, and seed men and I often thought of how I would do it if I was selling seeds instead of buying.

And all the time I was getting a little more into the seed business. The neighbors noticed that I had pretty fair luck with gardening and kept coming to me for "some of the same seed" that I used. And they would want seed corn, and seed potatoes, and strawberry plants. So finally I made a business of it every winter. I didn't have any catalog then, but I just solicited the orders personally and delivered the seed in the spring. I was the whole thing myself, from catalog to delivery wagon.

Well, it spread like the measles. I gave good stuff, "your money's worth or your money back" and it wasn't long till I had all the seed trade of this part of the country and was getting mail orders from outside. So I had to get a catalog, or rather a little price list, and turned the front room into an office and the barn into a seed house and all hands working like beavers all winter at the seed business.

That was several years ago, and as my seed business practically doubled every year yet, I now have a mighty big business and a mighty nice business, too. With one exception I now have the biggest mail order seed business in the West. Fact, and I'm gaining right along, too.

The business finally got so big that it was more of a load than I wanted to carry alone, so we organized it as a company and a lot of my friends and helpers are now joint owners with me in the business. There is no change in the management or policy of business, however. In fact from the very first year, there has been no change in policy. The program that I mapped out in the start has stood without a flaw. The enlisting of my friends and helpers as joint owners will give us ability to handle more business and handle it better than we have ever done before. I am still the majority owner and the general manager of the business.

We have built a fine new fire proof seed house that is the finest and largest in the state or anywhere in the West for that matter. It is reinforced concrete, brick, stone and steel throughout, and you may be sure we are mighty proud of it. Wish you could come and see it. We expect to be selling seed 50 years yet, and we are going ahead on that idea. It is not this year's business we are looking at, but next year's and 10 years and 20 years to come.

It pays to give a square deal. A man's a fool who thinks people will believe a lot of exaggerated pictures and crazy descriptions. They may bite once but that will be the end of it. We don't want that kind of customers.

## Some "Different" Things About My Business.

Here are some of the things about my business that are different from practically every other seed house. Most of these plans I originated, but many of them have been imitated by other seed men.

**Guaranteed Seeds**—I print a guarantee on every packet of seeds and I live up to it, too. A man's going to be mighty careful what he puts out when he does that.

**Seeds by Weight and Measure**—I try to sell all seeds by weight and measure instead of by the "packet." Notice in the catalog how I state all the quantities, even when it is only five cents worth. When you get the seeds you order you will notice the difference. The amount looks mighty big beside what you get some places.

**Honest Illustrations**—I try to give you exact pictures of everything. Mostly I use photographs taken in my own garden. The camera doesn't lie. Compare my pictures with what you see in some of the flashy catalogs.

**Honest Descriptions**—I always try to tell the exact truth about the different varieties. That is what you want, and you would find it out anyway when they grew, so what's the use telling anything but the truth? In my garden business I have a good chance to try these things, and I know just what they really amount to.

**Honest Seeds**—Above all I have tried to give you only the very best of seeds. I know how it is to get fooled with poor seeds when you are banking on a good crop. I don't put anything in but what I would be willing to plant myself, and I am mighty hard to please. Everything must stand a rigid test and give mighty good account of itself before I will let it go with my name on it. It pays, too. People get to know my "Red Packets" are a sign of high quality and fair dealing. That is the kind of a name that's worth having.

**Ear Seed Corn**—I was the first seed man in this part of the country to offer seed corn in the ear. Practically all of them now have been forced to adopt this plan.

**Graded Seed Corn**—I was the first to advertise and push graded shelled seed that would run uniformly in the planter boxes. Very few seed men are in shape to offer it yet.

**All Seeds Tested**—Absolutely every lot of seeds

I test thoroughly and know just what I am sending out. Then I make a summer test in my trial grounds besides. A man must not only mean well, but he must know what he is talking about.

**Discounts to Club Raisers**—Very often by getting some of your friends to order with you, you can get lower prices by buying large amounts and the seeds go by express or freight and thus saving postage on the small seeds. Very often you can get enough reduction in price to make your own seeds clear. We will be glad to have you do this.

**References**—As to my standing, I refer you to the First National Bank of this city, and the commercial agencies. Or if you are acquainted with anyone living here, write and ask them about me.

**Quick Shipment**—Practically all shipments are made the same day the order is received or the next morning. If for any reason the order cannot be filled at once, I will write you promptly regarding it. We have three railroads here: The Burlington, the Wabash and the K. & W., with over a dozen trains daily.

**It's Your turn now.** You'll find an order sheet somewhere about the book.




**HENRY FIELD**

**President and Gen'l Mgr. of the Henry Field Seed Co.**

I am not putting my picture here because I am specially proud of it, but because I know that people always like to see the man they are doing business with and see what he looks like. They feel more acquainted. I know I always feel like I know a man better after I have seen a good picture of him and I judge it's the same way with you.—H. F.

In fact from the very first year, there has been no change in policy. The program that I mapped out in the start has stood without a flaw. The enlisting of my friends and helpers as joint owners will give us ability to handle more business and handle it better than we have ever done before. I am still the majority owner and the general manager of the business.



## Garden Seeds—General Directions

**Free Delivery**—The prices given on garden and flower seeds in small quantities include free delivery by mail or prepaid express. This applies to all seeds quoted by the packet, ounce or quarter pound, and to peas, beans and corn by the pint or quart. Remember this when comparing prices with other catalogs.

**Free Packing**—I make no charges for boxes, sacks, barrels or packing. Many firms charge for these.

**Seeds Sold by Weight and Measure**—Notice that even on the small sizes the exact weight is given, so that you may know just how much to expect. You buy not by the packet, but by the ounce or pound.

**Guarantee**—Everything in the garden and flower seed departments is subject to a guarantee, which I print on the packages.

**Use the Order Sheet**—There is an Order Sheet in the book that will make it easier for you and easier for me. By using it there is much less chance for mistakes.

**Send the Money with the Order**—I open no accounts, and every order must be accompanied by the cash. You are perfectly safe, as the seeds can be returned if not exactly as represented, and you can have your money back. If too much is sent I will return the amount over.

**How to Send Money**—You can send the money any way you please, only it is not safe to send loose silver and loose stamps are a nuisance. **Silver is almost sure to break out of the envelope unless extra well wrapped.** Send Money Order, Draft or Check if you can. Next best is paper money in a registered letter. Failing these, send silver in a card wrapper, and as a last resort, stamps.

**Your Check is Good**—I like to get personal checks. If you have the money to back it, the check is as good as a draft. Saves a trip to town for you, and I like to deal with folks who have a bank account.

**I Guarantee Safe Arrival** of all money sent by Check, Draft, Money Order or Registered Letter.

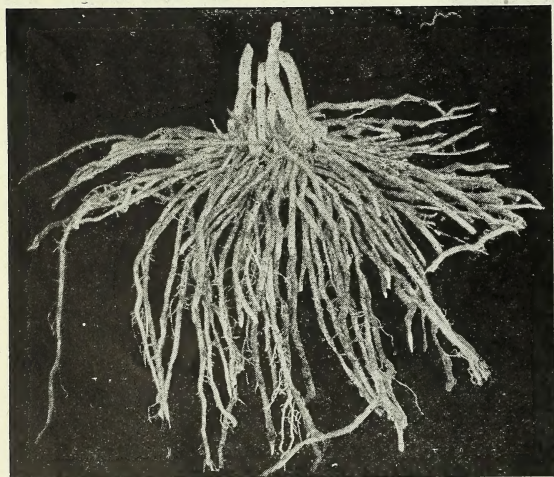
**Extra Seeds, Premiums, etc.**—See back of Order Sheet. **Wholesale Prices**—For market gardeners and other large buyers ask for special price list.

**Quick Shipment**—Practically all orders are filled the same day received, and as we have excellent railroad facilities here we can get quick action on the shipments. Shipping receipt is sent you as soon as the goods are started, and if they are delayed on the road, let me know and I will poke up the railroad people.

**Seeds by Express**—We prefer to send seeds by express rather than by mail where possible as there is no limit on weight, and we get a receipt when we start the seeds. With your permission we will send by prepaid express instead of mail if it is just as convenient to you. Let us know about this.

**If you order seeds to come by express at your expense, you may deduct 8c per pound or pint from postpaid prices quoted.**

**Special Express Rates on Seeds** Seeds of all kinds take a much lower express rate than regular merchandise. At least 20 % less and often better than that. This ruling applies to seeds, plants, seed corn, seed potatoes and bulbs. It does not have to be prepaid, but is the same whether paid at this end or that.



Asparagus Roots of My Own Growing.

**Asparagus** Most people hesitate to plant this most delicious vegetable because they imagine it is hard to grow, but this is a mistake. Plant the seed just like you would onion seed, in good rich soil where you want it to stand, or in a bed from which you can move the plants to the proper place after one year's growth. Keep it well hoed and weeded the first year. And after that you can mulch it and not weed it at all. It gets to full size by second or third year. It does not have to be trenched as some people suppose, if the ground is rich and moist that is all that is necessary. I have an extra big stock of seed grown by a German gardener at Muscatine and can make special prices for large lots; write for prices. Full instructions for growing given in our free leaflet. Ask for it.

101—**Columbian Mammoth White**—A new and distinct variety having light green or white stalks. Very large and tender. It does not come entirely straight from seed, but will come about 80% white.  $\frac{1}{2}$  oz. 5c, oz. 10c,  $\frac{1}{4}$  lb. 25c, lb. 75c, postpaid.

102—**Conover's Colossal**—The standard sort. Large green stalks. Early and tender.  $\frac{1}{2}$  oz. 5c, oz. 10c,  $\frac{1}{4}$  lb. 25c, lb. 75c, postpaid.

103—**Palmetto**—A standard large sort. Much grown east for market.  $\frac{1}{2}$  oz. 5c, oz. 10c,  $\frac{1}{4}$  lb. 25c, lb. 75c, postpaid.

104—**Bonavelettes Giant**—A new variety and the best of all. It has the advantage of coming into bearing fully a year ahead of other kinds. Yearling plants of this sort are as large as two year plants of other kinds. It is also remarkably resistant to the rust which is such a drawback to asparagus in many places. Pkt. 10c, oz. 20c,  $\frac{1}{4}$  lb. 50c, lb. \$1.75.

**Asparagus Plants by Express** 123—**Columbian Mammoth White**—100 for 60c, 200 for \$1.00, \$4.00 per 1,000.

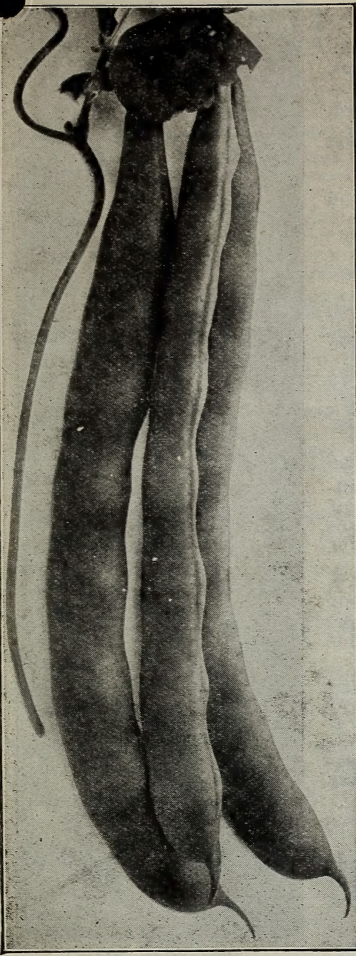
124—**Bonavelettes Giant**—100 for \$1.00, 200 for \$1.75 \$7.50 per 1,000.

**Asparagus Plants by Mail** These are strong yearlings, the size usually sold as two year. This is the best size to set.

121—**Columbian Mammoth White**—Doz. 20c, 25 for 30c, 100 for \$1.00, postpaid.

122—**Bonavelettes Giant**—Doz. 25c, 25 for 40c, 100 for \$1.50, postpaid.

# BUSH BEANS



**Field's First Early.**

sively grown for market and shipping. Stringless till quite old, and free from rust.

**134—Perfection Wax**—Something like the above, but in my opinion much better. Makes the longest, prettiest pod I ever saw, plenty of them, too. It is a true wax bean, growing about a foot high, with the pods very often seven and eight inches long, starting out near the top of the bush. They are of a clear waxy color and perfectly tender. In fact they are just about "perfection" every way. It is early as any wax bean I know of and keeps in bearing a long time. **Ounce 5c, 1/3 pint 10c, pint 25c, quart 45c.**

**135—Stringless Green Pod**—Best of all green podded bunch beans. Very fine flavor and absolutely stringless. Long, straight, round, green pods in great abundance. Early and vigorous. Seems to do well in any kind of season. **Ounce 5c, 1/3 pint 10c, pint 25c, quart 45c.**

**136—Hodson Wax**—Probably the handsomest wax bean grown. Pods large to very large, round, meaty, plump and straight. A good yielder. Its only drawback is its being late. It is too late to plant for early market, but would be fine for later sales or for fall use. **Ounce 5c, 1/3 pint 10c, pint 25c, quart 45c.**

**137—English Lima**—(Broad Bean)—Not a true lima, but somewhat similar in size and appearance. Very hardy and stands cold weather and frost like a pea. Universally grown in Europe instead of our kind of beans. Very early. **Ounce 5c, 1/3 pint 10c, pint 25c, quart 45c.**

**138—Giant Stringless Green Pod**—Somewhat similar to Valentine and Burpees Stringless, but larger and later than either. Tender, stringless, fine quality and large size. Fine to plant for succession. **Ounce 5c, 1/3 pint 10c, pint 25c, quart 45c.**

**139—Davis White Kidney Wax**—A great variety for the market grower. Very early and hardy, straight long yellow pods. A white seed. A great yielder. Not quite so tender as the round podded sorts, but all right if picked when young. The best money maker of all. Good also for white beans to shell. **Ounce 5c, 1/3 pint 10c, pint 25c, quart 45c.**

**140—Rust Proof Salamander**—A wax bean with a beautiful long yellow pod, stands up well in hot dry weather. Medium early. Does not rust or curl in hot weather as some do. Large and showy. Good for market. **Ounce 5c, 1/3 pint 10c, pint 25c, quart 45c.**

**131—Field's First Early**—This new greenpod bean I have been growing for several years now, and I consider it by far the best early bean on the market. It comes ahead of Sixweeks, Valentine, or any other of the well known sorts. You can easily see what an advantage this will be. The first four or five days of green beans on the market are ones that pay the profit, and this bean will give you absolute control of the market for at least that long. The pod is large, wide, rather flat, as shown in the photo which was taken in my trial grounds. The pod is absolutely stringless, very tender and of fine flavor. In fact I don't know of any variety that is better.

Another very strong point is its hardness and freedom from rust. In my trial grounds last summer there was no rust whatever on this variety, while many others suffered badly. And yield! Just look at that bush. I never saw a bush bean of any kind that would turn out as many bushels to the row.

Now, I have gardened for over twenty years, and I expect to sell seeds for a good deal more than twenty years, and want to state most positively that I am willing to stake my reputation as a gardener and a seedsman on the future of this bean. If it is not all and more than I claim for it, I will replace it free. It is earlier, harder and more prolific than any other early bean. **Ounce 10c, 1/3 pint 15c, pint 35c, quart 60c.**

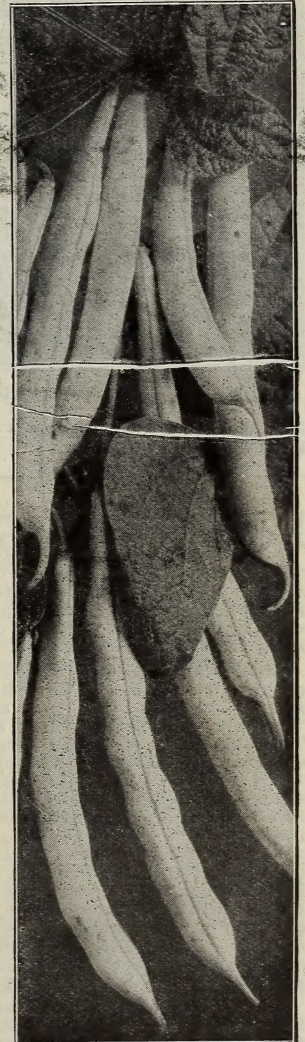
**132—New Stringless Yellow Pod**—Most markets demand a round podded wax bean, and for years we have been looking for something that would fill the bill. It must be very early, very productive, hardy and high quality, as well as round podded. The Pencilpod wax is all right, only it is too shy a bearer. Hodson wax is entirely too late. Black wax is all right, only it is so small.

But we have found exactly what we are looking for. The easiest way to describe it is to say that it is exactly like Burpees Stringless Green Pod except in color. It has the same tender pod, the sturdy bush, and the same earliness and yield, but is a true wax bean with a beautiful yellow pod. The pods look much like Black Wax, but are about twice as large, straighter, and on a larger bush. They hang as thick as Davis Kidney Wax or Golden Wax and outyield any Wax bean I ever saw. This is the best wax bean for home use and also best for the market gardener. I don't see how it could be much improved. **Ounce 10c, 1-3 pint 15c, pint 35c, quart 60c.**

**SPECIAL OFFER**—These two new beans, 1/3 pint each 25c, 1 pint each 60c, 1 quart each \$1.00, 1 oz. each 15c.

**NOTE**—The ounce packages of beans selling at 5 cents will plant about 12 feet of row.

**133—Wardwell's Kidney Wax**—Very early and hardy, long straight yellow pods, often 5 or 6 inches long. Yields well and is extensively grown for market and shipping.



**New Stringless Yellow Pod Wax Bean.**

We prepay postage on all prices quoted above. For large amounts by express or freight, see wholesale list.

# BUSH BEANS---Continued.

The following well known varieties are sold at a uniform price of 5c per ounce, 10c per 1/3 pint, 25c per pint and 45c per quart.

141—**Challenge Black Wax**—Improvement on the old black wax. Lots of pods, small round and tender. Early.

142—**Golden Wax**—An old favorite. Flat pod, medium size, hardy prolific and always good. Bears enormously.

143—**Pencil Pod Wax**—Very fine, long straight wax pods. Black seed.

142—**Golden Wax**—An old favorite. Flat pod, medium size, hardy prolific and thrifty. Very early.

145—**Early Six Weeks**—Earliest bean grown. Long green pods somewhat flattened. Seeds are yellow.

146—**Round Pod Valentine**—Well known early green pod bean. Red seed. Much like Stringless green pod, but earlier.

147—**Henderson's Bush Lima**—Best of all bush limas. Bears all summer. Small, flat, white seed. Makes a true bush.

148—**White Wonder**—(Field Bean)—Best of all, medium size, very productive (40 bu. per acre). Ripens uniformly.

149—**Prolific Tree**—(Field Bean)—Makes a tall branching bush. Beans pearly white, navy size. Plant thin.

150—**Burpee's Bush Lima**—Only bush lima with large seeds. Luscious quality, but too late for here; all right south.

151—**Refugee, or 1,000 to 1**—Second early. Great yield. Round, green pods.

152—**Dwarf Horticultural**—A bush form of the Bird Egg or Cranberry bean. Fine for succotash.

153—**Red Kidney**—A large red bean for shelling. Very rich flavor. Bush form. Great yield.

154—**White Kidney**—Similar to Red Kidney, but pure white. Popular east.

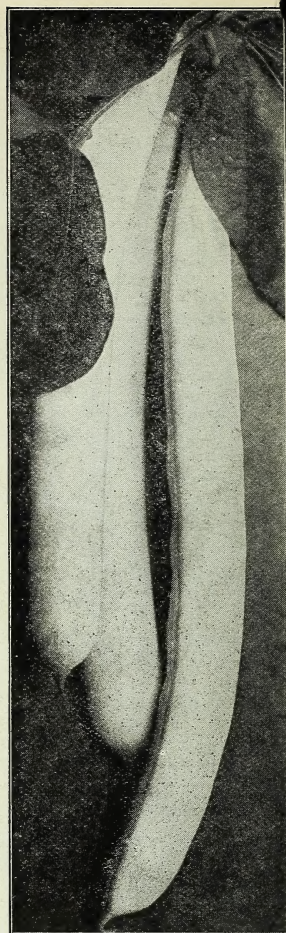
1 oz. each any 6 varieties of Bush Beans for 25 cents.

## NOTE:

The oz. packages of beans, selling at 5c, will plant about 12 ft. of row.

## SPECIAL OFFER:

1/3 pint of any 3 varieties of beans for 25c, quart 45c.



Perfection Wax.



Wardwell's Kidney Wax.

25c; or 1 pint each of any 2 varieties for 45c. 1 oz. each any 5 varieties for 25c. All sent postpaid or by prepaid express.

## Pole Beans

I am selling more pole beans every year. When I first started in the seed business I sold but very few of them, but I notice that year by year there is more demand for them. I think this is partly because I have taken pains to explain the difference in the various varieties and sell only those that I know will make a success.

Pole beans as a rule take more heat and richer ground than the bunch beans. Don't plant till the ground is warm, say just after corn planting time. The only exceptions to this are Missouri Wonder and Tall Sioux. They can be planted as early as the earliest corn as they are hardier than most pole beans. Plant in hills three feet apart each way, and put in several seeds to each hill, but when they get up a few inches thin them out to three in a hill. Plant them in the richest, warmest soil you have. When they begin to vine, set your poles, one to each hill, and tie them together at the tops in fours, "wigwam fashion." This braces them so they will not blow down. I had them this way in my trial grounds last summer and the under side of those arches were hung with great masses of pods. You could stand under one set of four hills and pick a market basket full. If you keep the pods picked off, the vines will keep on bearing till frost.

The beauty of the pole bean is that they bear much heavier than the bunch beans, and keep on bearing all fall. They are much more work and not so early as the bunch beans, but the enormous yield and high quality will well repay you for all your trouble. Many of

the varieties of the highest quality can be had only in the pole form. They can be used either as green beans to cook pod and all, or they can be left for shell beans.

170—**Improved Missouri Wonder**—Of the pole beans proper I like this variety best of all. It is a variety that originated nearby here in Missouri and I secured a start of seed from some of my customers there. It is enormously prolific and so hardy that it will often come up volunteer where the seed has laid out in the ground over winter. It will grow and bear in spite of any kind of weather, and will outyield any kind I have ever grown. Pods are light green, large and tender. Stringless if picked when young. Fine for shell beans or succotash if let grow. Ounce 5c, 1/3 pint 10c, pint 25c, quart 45c.

171—**Kentucky Wonder**—Next to Missouri Wonder I like this old variety best of all. It has a long and very wrinkly pod, fat and tender, good any time. It does not bear quite so many pods but they are longer. Pod is light green and bean is brown color. Ounce 5c, 1/3 pint 10c, pint 25c, quart 45c.

172—**Tall Sioux**—This variety has shorter, heavier pods, and a very large round shaped bean. The color of the bean is peculiar being white on one half and yellow on the other. It is not very good for a string bean, but is fine for shelling. Ounce 5c, 1/3 pint 10c, pint 25c, quart 45c.

173—**Scarlet Runner**—Sometimes called Flowering Bean. Has large bright red flowers. Ounce 5c, 1/3 pint 10c, pint 25c, quart 45c.

We prepay postage on all prices quoted above. For large amounts by express or freight, see wholesale list.



# POLE BEANS---Continued.

174—**Lazy Wife**—Very similar to the above variety but has pure white seed. It is often called White Cutshort. Only trouble with it is, it is pretty late. **Ounce 5c, 1/3 pint 10c, pint 25c, quart 45c.**

175—**Dutch Case Knife**—Has a very wide flat pod as long and wide as the blade of a case knife. Beans are pure white and large. **Ounce 5c, 1/3 pint 10c, pint 25c, quart 45c.**


176—**White Creaseback**—Has a small, straight, round pod, very tender, meaty and great to bear. The pods are exceptionally tender and nice for string beans. Also the seed being pure white are nice to put away dry for winter use. **Ounce 5c, 1/3 pint 10c, pint 25c, quart 45c.**

177—**Horticultural or Cranberry**—Is one of the old favorites. Sometimes called the Bird Egg Bean. Fine for shelling. Very large and rich flavor. **Ounce 5c, 1/3 pint 10c, pint 25c, quart 45c.**

178—**Burger's Stringless**—A very early and very tender bean. Pods are rather small, round, straight and very tender. As early as a bush bean and bears continuously. Absolutely stringless. Does not make very tall vines, so is easy staked. **Ounce 5c, 1/3 pint 10c, pint 25c, quart 45c.**

179—**Cutshort or Cornhill**—This is an old variety that is a favorite for planting in corn. Pod is slender and round, and seed is small, speckled and crowded in the pod. Great to bear and a good sort. **Ounce 5c, 1/3 pint 10c, pint 25c, quart 45c.**

**An Improved Missouri Wonder**—In some localities my customers have reported Missouri Wonder as getting tough. All right in every other way, great yielder, hardy, and all, but tough. **Now listen**—I found an improved strain of it that is perfect in this respect and the seed I offer this year will be O. K. Watch and see.



**Extra Early Lima,  
or "Butter Bean."**

## Wax Podded Pole Beans

Of the wax podded pole beans I know of only two that are a success.

180—**Golden Cluster Wax**—Which has a beautiful large yellow pod and pure white seed. It is sometimes called the Banana Bean. **Ounce 5c, 1/3 pint 10c, pint 25c, quart 45c.**

181—**Golden Carmine**—Has a large yellow pod with red stripes. It is the largest of all pole beans and is good for either snaps or shelling. It is the one I sent out free in 1906. **Ounce 5c, 1/3 pint 10c, pint 25c, quart 45c.**

## Lima Beans

In these there are a number of varieties, but only three that I would advise.

182—**Extra Early Lima**—Old fashioned "Butter Bean." The earliest and in many ways the best. It is rather small in size, but bears enormously, always sure to bear and is of fine flavor. The only one that is always a success. **Ounce 5c, 1/3 pint 10c, pint 25c, quart 45c.**

183—**Seibert's Lima Bean**—An early type of the large Lima. **Ounce 5c, 1/3 pint, 10c, pint 25c, quart 45c.**

184—**King Lima**—(King of the Garden)—Is the largest of all limas and is fine in every way. A little late for our latitude in a short season, but if you can get it early enough you will be well repaid. **Ounce 5c, 1/3 pint 10c, pint 25c, quart 45c.**

The ounce package of pole beans, selling at 5c, will plant from a dozen to twenty hills.



**Improved Missouri Wonder—Best of all Pole Beans.**

### SPECIAL OFFER:

You may select one-third pint each of any three varieties of pole beans for 25 cents or one pint each of any two varieties for 45 cents. One ounce each of any six for 25 cents.

**DEDUCT 8c per pint or 15c per quart from prices given on beans, if they are to come by express instead of mail. This will be quite a saving.**

### TO MARKET GARDENERS.

I specially want to get in touch with all who are gardening for market. I rode a market wagon for 20 seasons myself—from the time I was 8 years old till I was 28—and so you can readily see that I pretty near know what I am talking about when I talk gardening.

I believe I can be of help to you, and if my experience and knowledge of the business count for anything you are welcome to any of it.

Tell me your troubles. Write me your plans. What you are trying to do and how you propose to do it. I will certainly help you out if I can.

Of course I believe I can be of help to you in the way of good seeds. I know how important it is for you to have the best possible seeds. Your living depends on it.

I can suit you on the price and the quality both and I want you to send me your list to figure on. I may be able to suggest some changes in it too. Lets talk it over.

HENRY FIELD.

We prepay postage on all prices quoted above. For large amounts by express or freight, see wholesale list.

# Early Cabbage

My cabbage seed is all American grown, except the Hollander. You may find seed that will cost you more a pound but you cannot get any better seed, no matter what price you pay. I do not, as some seedsmen do, tack my own name to every variety and charge you two or three prices on the strength of it. I don't believe in that way of doing business. The list given below is mostly standard, well-known sorts, and ones I have grown myself for market. I know them to be all right, and I have the best strains to be had of them. Cabbage has always been a brag crop with me, and the big load shown here has probably never been equaled, so you see I know what I am talking about. It was grown from the same strain of seed that I offer you.

200—**Early Jersey Wakefield**—This is the very best early cabbage known, and has held its place against all the flashy novelties for a quarter of a century. There are a few earlier, such as Etampes, Express, Lightning, and various other earliest, but they are all either too small or too soft to be of any use. The Wakefield is a fair size, sometimes weighs from 8 to 10 pounds, pointed, very early and solid. **Packet 5c, ounce 25c, ¼ pound 75c, pound \$2.60.**



This is not an ordinary fake overdrawn "catalog picture" but is an actual photograph taken by Hamilton of Shenandoah. It is real cabbage grown by me from my special strain of **Surehead**, the same seed I sell you at \$2. per pound. If you have trouble getting cabbage to head, try this strain.


201—**All Head Early**—Not quite so early as the above, but much larger, making a solid, flat head, the size and shape of a late cabbage. I have raised them to weigh 17 lbs., trimmed. Like the Early Jersey Wakefield, remarkably sure to head and very hardy, but does not burst as bad and is about 3 to 5 days later. **Packet 5c, oz. 25c, ¼ lb. 75c, lb. \$2.60.**

202—**Charleston or Large Wakefield**—Much like the Early Jersey Wakefield, but larger and a little later. It is simply a strain of it selected for extra large size. If you want the biggest early cabbage to be had, this is the one. **Packet 5c, oz. 25c, ¼ lb. 75c, lb. \$2.60.**

203—**Early Winningstat**—An old favorite much like Wakefield. Same size and shape, but about 10 days later. **Packet 5c, ounce 20c, ¼ pound 60c, pound \$2.10.**

204—**Henderson's Summer**—Looks like Flat Dutch, but smaller and earlier. **Packet 5c, ounce 20c, ¼ pound 60c, pound \$2.10.**

205—**Early Flat Dutch**—An old time favorite for summer use. Somewhat like Early Summer, but larger and later. **Pkt. 5c, oz. 15c, ¼ lb. 50c, lb. \$1.90.**



All Head Early.

206—**Henderson's Early Spring**—A very early, flat headed cabbage, about as early as the Early Wakefield, but better to grow where the market demands a flat cabbage. **Packet 5c, ounce 25c, ¼ pound 75c, pound \$2.60.**

207—**New Extra Early Eureka**—The earliest flat headed cabbage grown. Often earlier than Early Wakefield. Small, but very solid. **Packet, 5c, ounce 25c, ¼ pound 75c, pound \$2.60.**

208—**Early Etampes**—(Early Express, Lightning)—A very early pointed cabbage, the earliest variety grown, but never gets very solid for me. **Packet 5c, ounce 20c, ¼ pound 60c, pound \$2.10.**

### SPECIAL OFFER:

Any six varieties of cabbage, your own choice one regular size package of each for 25 cents postpaid.

Ask for free leaflet giving full directions for growing cabbage.

Henry Field Seed Co., Shenandoah, Iowa.

Dear Sirs:—I got from you last October, two red pullets and one cockerel. In January I hatched out 23; in February, 40; in March, 25. I have out of the bunch 40 pullets. Three of the pullets are laying now (July 18, '09.) Please let me know what you have in the way of male birds, price, etc. Would it do to line breed the old bird with some of his pullets? Yours truly,  
Douglass, Arizona. A. J. Cook.



Early Jersey Wakefield.

We prepay postage on all prices quoted above. See Wholesale price list for larger lots.

# Late Cabbage

I have the best luck with late cabbage by drilling the seed right in the field where it is to stand, and then thinning it out afterwards, instead of transplanting. I drill it in about the first part of June with an ordinary garden drill, using a pound of seed to the acre, but it can be dropped in by hand in hills, about six or eight seeds in a place if you prefer. When about three weeks old thin it down to a stand. It never stops growing, and you are sure of a stand whatever the weather may be. Try it.

209—**Volga**—This is the best keeping winter cabbage grown, and the freest from rot. Medium size, but very heavy and solid. Heads deep through. Same shape as Hollander, not so long legged; a very sure header, and in fact about the best winter cabbage grown. Matures quicker than most late cabbage, so should be planted later. I advise that market growers especially, plant heavily of this variety. **Packet 10c, ounce 30c, ¼ pound 90c, pound \$3.10.**

210—**Surehead**—One of the best all round cabbage grown. Large, solid, deeper and heavier than the Flat Dutch. White, fine grained, and keeps well for winter use; certain to head. I sell more of this than any other variety of late cabbage. **Packet 5c, ounce 20c, ¼ pound 60c, pound \$2.1c.**



A Young Gardener—Of course he uses Field's Cabbage Seed. (Courtesy Suburban Life.)



Surehead Late Cabbage.

cabbage. Head is flat, with few outside leaves, and right down on the ground. Earlier than most late cabbage. **Packet 5c, ounce 20c, ¼ pound 60c, pound \$2.10.**

216—**Marblehead Mammoth**—The largest cabbage I have ever seen. Very late and rather coarse, but bigger than all outdoors. Should have very rich ground. **Packet 5c, ounce 25c, ¼ pound 75c, pound \$2.60.**

217—**St. Louis Late Market**—A good late cabbage very similar to Flat Dutch. Grown considerably in the vicinity of St. Louis. **Packet 5c, ounce 25c, ¼ pound 75c, pound \$2.60.**

\*\*\*\*\*  
 \* **SPECIAL OFFER:** Any six \*  
 \* varieties of cabbage, your own \*  
 \* choice, one regular sized pack- \*  
 \* age of each for 25c postpaid. \*  
 \*\*\*\*\*

\*\*\*\*\*  
 \* Ask for free leaflet giving \*  
 \* full instructions for growing \*  
 \* cabbage. \*  
 \*\*\*\*\*

211—**Premium Flat Dutch**—Best strain of the popular Flat Dutch type of cabbage. Large flat heads, vigorous growers and good keepers. This variety is grown in large lots for the sauer kraut factories. **Packet 5c, ounce 20c, ¼ pound 60c, pound \$2.10.**

212—**Large American Drumhead**—Large, very flat, wide cabbage; sometimes coarse and always very large. Not as uniform and fine as Surehead or Flat Dutch, but sometimes larger. **Pkt. 5c, oz. 20c, ¼ lb. 60c, lb. \$2.10.**

213—**Mammoth Red Rock**—Largest and best of the red cabbage for pickling; a deep blood red and very solid. **Pkt. 5c, oz. 20c, ¼ lb. 60c, lb. \$2.10.**

214—**Hollander**—Also called Solid Emperor and Danish Ballhead. A new winter variety that is a great success in the cabbage regions of Michigan and New York. Medium size, late and very solid. Fine quality and said to keep until cabbage comes again. Does not seem to be a success south of central Iowa, but anywhere north of there is all right. I have the true type and get the seed direct from Denmark. **Pkt. 5c, oz. 25c, ¼ lb. 75c, lb. \$2.60.**

215—**Fottler's Brunswick**—A very dwarf growing and compact winter



Volga. Best Keeping Winter Cabbage Grown.

We prepay postage on all prices quoted above. See wholesale price list for larger lots.

# Late Cabbage---Continued

**218—Autumn King** — (World Beater) — (Hundred Weight)—An enormous late cabbage, very large, but late and coarse. Good for exhibition purposes, or for growing for kraut factories, but too large for ordinary home use. **Packet 5c, ounce 20c, ¼ pound 55c, pound \$2.10.**

**219—All Seasons**—A large, flat cabbage of the drum-head type. One of the largest grown, but not late enough to keep well for winter. **Packet 5c, ounce 20c, ¼ pound 60c, pound \$2.10.**

**220—Ideal**—As generally sold this is either All Seasons, or Surehead.

**221—Succession**—See All Seasons.

**222—Summer Queen**—See All Head.

**223—Collards**—A plant of the cabbage family much grown in the South. **Packet 5c, ounce 15c.**

**224—The Cornbelt Cabbage**—I have always made cabbage, especially late cabbage, a leading market crop, and have been convinced of the necessity of some variety more suited to the climatic conditions of the Central West than any of the known sorts. Our location here is about the center of what is generally known as the "corn belt" and in the majority of years the season is against a successful crop of late cabbage, as most of my farmer friends can tell you who have tried it. It is the dry July, August and September that makes the trouble. We generally have plenty of rain in June to get the plants started, but then have to fight for it the rest of the summer. If they can hold out till rains come in September or October we are sure of a crop. What is wanted is a late cabbage that is hardy enough to stand adverse conditions during the late summer and then make a big, solid head in the fall, and this is what I think I can now offer you. The photo given here will give you an idea of its appearance and size. It is some like Surehead but larger and a little later. It does not rot as easy and will stand more handling. When growing it has a bluish cast to the outside leaves and looks noticeably rugged and hearty. It is a typical rough and ready Western product, and has the

true get-there spirit. If you have become discouraged trying to grow late cabbage of the Eastern sorts, try this one. **Packet 10c, ounce 35c, ¼ pound \$1.00, pound \$3.75.**

**225—Chinese Cabbage** — (Pe Tsai)—This is the kind of cabbage universally grown in China. It does not head up solid like our cabbage, but makes a loose roll of leaves, tender and white, but different in taste from our cabbage. The stems are thick and brittle like celery. It is better to be bleached by tying up the outside leaves around the plant. It is a great curiosity and really a delicious vegetable. **Packets only, 10c.**




Chinese Cabbage—(Pe Tsai).

### PLEASE ORDER EARLY.

You will get better service than as we have plenty of time to wait on you. Later, all creation is trying to get seeds all at once and it means some will have to wait.

Ask for free leaf-let giving full instructions for growing cabbage.

**SPECIAL OFFER:**  
Any six varieties of cabbage, your own choice, one regular sized package of each for 25 cents, postpaid.



Cornbelt—Best late cabbage for the Central West.

We prepay postage on all prices quoted above. See wholesale price list for larger lots.

# Cauliflower

Some one has said that "Cauliflower is cabbage with a college education." Anyway it is very similar to cabbage in manner of growth and requires the same culture. It cannot stand hot dry weather, so should be started as early as possible and handled like early cabbage. The best seed is all imported, coming from Denmark. I do not handle any but the very finest grade of seed, and I know I can suit you.

227—**Early Snowball**—The earliest of all, and the standard variety everywhere. Small, very early, pure white, and always sure to head. Can be set very close. **Pkt. 10c, ¼ oz. 75c, oz. \$2.50.**

228—**Earliest Dwarf Erfurt**—Not quite so early as Snowball, but larger. Very short stemmed and heavy. Popular with market gardeners. **Pkt. 10c, ¼ oz. 75c, oz. \$2.50.**

229—**Dry Weather**—(Copenhagen)—This is the one to try if you have had trouble growing cauliflowers.



**Dry Weather Cauliflower**—Best to stand summer heat

flower. Medium early, very large, and sure to head. Seems to be able to stand all kinds of grief. Will come nearer carrying through the hot weather than any other kind I have ever seen. **Packet 10c, ¼ ounce 75c, 1 ounce \$2.50.**



**Savoy Cabbage.**

## LATE CABBAGE---Continued.

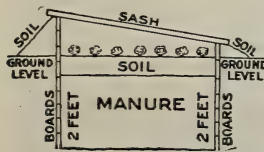
226—**Savoy Cabbage**—A very tender and delicate flavored cabbage, probably the finest quality of any, but does not head very hard and does not stand hot weather. I have the best variety I know of, and under favorable conditions it will do quite well. **Packet 5c, ounce 25c.**

Ask for free leaflet giving full directions for growing cabbage.

## Hotbeds

### FOR EARLY CABBAGE

I advise by all means that you start the early cabbage, tomatoes, etc., in a hotbed. Every market gardener ought to have from 20 to 50 sash of glass hotbeds, and every home garden ought to have at least two sash. A hotbed is easy to make. This picture tells the whole story. Any sheltered place will do. I will gladly send you a leaflet giving full instructions. The main drawback has always been the cost of the glass sash, for the local dealers generally charged a fierce price for them. I have paid as high as \$3.50 per sash and not very good ones at that. Gardeners are not very flush of money and that price was almost prohibitive.




There is no need now to pay such prices, thanks to my good friends, **Gordon Vantine Company**. They started in selling good sash at a price that any gardener can afford to pay and I most earnestly advise every one of my customers to get some of their sash and start plenty of hotbeds. At my request they have made me this statement of quality and price, for the benefit of my customers. I know what the sash are, and they are all right.

## FIRST GRADE HOTBED SASH


Genuine Cypress, Complete with 45 lights of glass put in in the old fashioned way with putty and points.

Glass laps over to prevent leaks. Bars securely fastened in end rails. Construction all through of the very best; light, strong and sound, exactly as shown in cut. We guarantee safe delivery and satisfaction.

3 ft. x 6 ft. x 1 ½ in. thick, glazed complete	\$1.69
Same size and thickness, without glass	.92
Same size 1 ¾ in. thick, glazed complete	2.10
Same size 1 ¾ in. thick, without glass	1.38



Without glass 92 cents



With Glass \$1.69

3 ft. 4 in. x 6 ft. x 1 ½ in. thick, complete	1.90
Same size and thickness, without glass	.96
Same size 1 ¾ in. thick, glazed complete	2.25
Same size 1 ¾ in. thick, without glass	1.44

We make these sash in our factory, have big stock on hand and can make immediate shipment. Freight rates are very low. Ask for free catalog of millwork, roofing and gardeners supplies.

Send orders to

**GORDON VANTINE CO.,**

601 Federal St.,

Davenport, Iowa

We prepay postage on all prices quoted above. See wholesale price list for larger lots.

# BEET SEED

Is mostly grown in Germany, as that country has made a specialty of growing beets for sugar, for stock feed, and for table use, and somehow can grow better beets than any other country. All the big sugar beet factories in this country import their seed every year from the Fatherland. I have taken pains to get the best seed to be had and the crop will show it. The beets are of uniform shape and color and with small tops. Sow beet seed very early as it comes best when the ground is cool.

## Table Beets

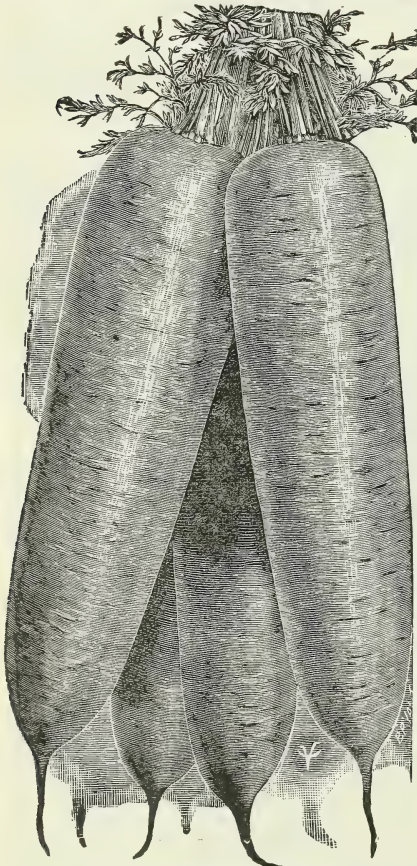
231—**Eclipse**—Best and most popular of all table beets; round or turnip shape, early, quick growing and tender. Small tops and red flesh. If you want beets for late use plant some of these in June. This beet sells in the market ahead of any other.  $\frac{1}{2}$  ounce 5c, ounce 10c,  $\frac{1}{4}$  pound 20c, pound 60c.

232—**Crosby's Egyptian**—So called on account of its dark color. It is the reddest of all beets, and is fine for pickles. Smaller than Eclipse. Very early. Decidedly flattened or turnip shape.  $\frac{1}{2}$  ounce 5c, ounce 10c,  $\frac{1}{4}$  pound 20c, pound 60c.


233—**Blood Turnip**—The old fashioned blood red turnip beet. Well known everywhere.  $\frac{1}{2}$  ounce 5c, ounce 10c,  $\frac{1}{4}$  pound 20c, pound 60c.

234—**Detroit Dark Red**—Very dark red like the Egyptian, but perfect globe shape like Eclipse. In many ways the best beet for early market.  $\frac{1}{2}$  ounce 5c, ounce 10c,  $\frac{1}{4}$  pound 20c, pound 60c.

235—**Long Blood**—The best of long beets. They are later than the turnip beets and, while they are of fine quality and a beautiful red color, many object to the long shape. They are the best for late use and keep well in the cellar all winter.  $\frac{1}{2}$  ounce 5c, ounce 10c,  $\frac{1}{4}$  pound 20c, pound 50c.



Half Long Orange.



Crosby's Egyptian.

236—**New Model**—This highly praised new table beet has been introduced from England lately and I have been trying it in my trial grounds, but I am not much impressed with it so far. It looks like Crosby's Egyptian and cannot see that it is any better. Packet 10c, ounce 15c,  $\frac{1}{4}$  pound 40c, pound \$1.25.

237—**Klein Wanzleben**—The celebrated German sugar beet. This is the kind used by the sugar factories everywhere.  $\frac{1}{2}$  ounce 5c, ounce 10c,  $\frac{1}{4}$  pound 20c, pound 50c.

238—**Celery Beet or Swiss Chard**—Grown mostly for the tops. Makes big showy tops with heavy stems like celery. Quite a novelty and very ornamental, but not much account to eat.  $\frac{1}{2}$  ounce 5c, ounce 10c,  $\frac{1}{4}$  pound 20c, pound 60c.

**SPECIAL OFFER:** Any four varieties table beets and three varieties stock beets, seven in all, one packet each 25 cents, one ounce each 45 cents.

## Carrots

This is a healthful vegetable that is not appreciated by most native Americans. The European nations make great use of them and find them a pleasant, cheap and nutritious food. The four table varieties offered below are the best ones I know of, tender, quick growing and smooth.

## TABLE CARROTS

250—**Oxheart**—An early, short, thick carrot of a fine quality. Very popular for bunching when small. Deep orange color, thick side meat and very little core.  $\frac{1}{2}$  ounce 5c, ounce 10c,  $\frac{1}{4}$  pound 25c, pound 75c.

251—**Chantenay**—Similar to Oxheart, but a little earlier, and more slender in shape. Very tender and sweet.  $\frac{1}{2}$  ounce 5c, ounce 10c,  $\frac{1}{4}$  pound 25c, pound 75c.

252—**Half Long Orange**—(Danvers Half Long)—Medium size and good quality. This is the celebrated carrot of the Eastern markets, and is grown in great quantities in Connecticut for the New York trade.  $\frac{1}{2}$  ounce 5c, ounce 10c,  $\frac{1}{4}$  pound 25c, pound 75c.

253—**Long Orange**—Latest and largest of all table carrots. A deep reddish orange in color, and with a very small core. Also grown extensively for stock feed as it is richer and better color than any of the other stock carrots.  $\frac{1}{2}$  ounce 5c, ounce 10c,  $\frac{1}{4}$  pound 25c, pound 75c.

We prepay postage on all prices quoted above. See wholesale price list for larger lots.

# Root Crops for Stock Feeding

If you have never grown these root crops a trial will convince you of their value. No one who keeps horses, cattle or sheep should be without these roots for fall and winter feeding. Their value is shown in the improved health and condition of animals, the increased yield of milk in cows, and the great saving in hay. If the ground is rich, 1,000 bushels may be raised at a trifling cost. Mangels grow larger and will produce a greater bulk of roots per acre than Sugar Beets, but the latter are better quality and superior in feeding value.

**CULTURE**—The seed should be sown during April or May, in rows 2½ to 3 feet apart at the rate of 5 or 6 lbs. per acre. When the plants are 2 or 3 inches high, cut out with the hoe to 10 or 12 inches apart. Harvest before frost and store in pits or cellars.

## Stock Beets

Ten tons of Cow Beets on a quarter of an acre. That's what I had last summer and a total cost of less than \$8.00. Can you think of any cheaper cow feed? Three pounds of seed will plant a quarter of an acre. Try it.

240—**Mammoth Long Red Mangel**—This is the best of all the stock beets or "cow beets" as they are called. It grows to enormous size and is almost as rich as the sugar beets. Plant early in rows wide enough to tend with a horse, and thick in the row, and thin out later to 5 or 6 inches apart. All sorts of stock will eat them but they are especially good for milch cows. You can pile them up in the cellar like cord wood and feed on them all winter. My seed is of the best German strain. **Ounce 5c, ¼ lb. 10c, lb. 35c.**

241—**Golden Tankard Mangel**—The best yellow stock beet. The yellow beets are said to be sweeter and richer than the red, and they sure do look richer, but whether they are or not I



Long Red Mangel "Cow Beet."

can't say. They are very smooth and quite large. **Ounce 5c, ¼ lb. 10c, lb. 35c.**

242—**Giant Feeding Sugar**—A big coarse sugar beet. Not so large as the Mangel, but some richer. Can be planted closer and by close planting can be made to yield nearly as much as the Mangel and will go farther in feeding. **Ounce 5c, ¼ lb. 10c, lb. 35c.**

## CARROTS FOR STOCK

Carrots take a front rank among our field products. Horses, and particularly colts, eat them with the greatest relish and grow fat. Cattle winter in fine shape and cows increase in milk when fed carrots. Crops frequently yield 1,000 bushels per acre. The seed should be sown very early in the spring, in drills far enough apart to use a one horse cultivator. Five pounds of seed will sow an acre.

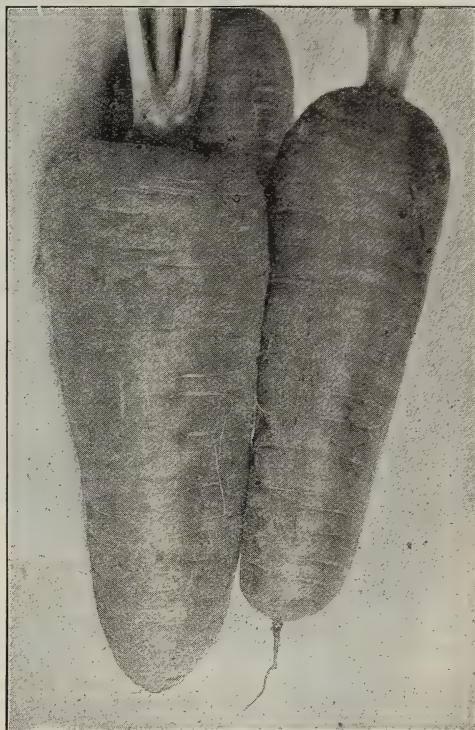
## Stock Carrots

Will probably make a heavier yield on account of its extra length, but will be a little harder to harvest.

254—**White Vosges**—(Improved Short White)—Very large, and an enormous yielder. Short and heavy in shape. **½ ounce 5c, ounce 10c, ¼ pound 20c, pound 60c.**

255—**White Belgian**—(White Victoria)—Similar to White Vosges, but longer in shape. **½ ounce 5c, ounce 10c, ¼ pound 20c, pound 60c.**

**SPECIAL OFFER**—½ oz. each of the 6 varieties of carrots, 25c. 1 oz. each 45c. This will give you a chance to experiment with them.



White Vosges.



Fattening Steers Filling up on Cook Beets.

**The simplest method of keeping root crops in good condition for winter use:** Store in cool cellar, cave or basement in boxes, barrels, and cover with dry sand or fine soil, thus excluding the air. They will keep as solid as when freshly dug, and are ready for use at any time.

**Special Offer on Stock Beets**—1 lb. each of the 3 kinds. 3 lbs. of seed, for \$1.00 postpaid. This will plant ¼ of an acre and will give you a chance to try them.

We prepay postage on all prices quoted above. See wholesale price list for larger lots.

# Cucumbers

should have a very rich soil, the richer the better, but will do fairly well almost anywhere. Plant about as early as you would corn and put in plenty of seed. After the bugs get through with them, thin so as to leave each vine plenty of room. Don't crowd them, that is what makes them grow knobby and crooked sometimes. When they begin to bear keep them picked as the vine will stop bearing if the cucumbers are left on. Use tobacco dust for bugs. The seed has been very scarce for several years now owing to the floods in the growing districts and the ravages of the plant lice. It looked for a while this summer like we would not have any seed at all, but we finally succeeded in getting a fair crop.

260—**The Emerald**—A new sort introduced by the Livingston. It is the handsomest cucumber I ever saw, long, straight and dark green and as smooth as an egg. It has absolutely no prickles or spine on it and from start to finish is perfectly smooth and dark rich green in color. It does not turn yellow in ripening, but remains the same color. It does not set thick enough to be valuable for pickles, but for slicers they are just the thing. In market it outsells all others two to one. It will keep a week after picking and look just as fresh as ever. 1/3 oz. 10c, oz. 20c, 1/4 lb. 40c, lb. \$1.35.

261—**Early Cluster**—The well known short, early pickle. The fruits set very freely, often in clusters of two or three to a joint. If kept picked they will continue in bearing for a long time. Good to plant in June and July for late pickles. 1/3 oz. 5c, oz. 15c, 1/4 lb. 35c, lb. \$1.10.

262—**Evergreen**—Best of all for pickles. Smooth, dark green, straight, medium size. Fine for early slicers. In fact the best general purpose sort known. 1/3 ounce 5c, ounce 15c, 1/4 pound 35c, pound \$1.10.

263—**Long Green**—The old fashioned long, almost seedless, dark green cucumber. Under favorable conditions will grow a foot long or more and makes delightfully brittle slender pickles. 1/3 ounce 5c, ounce 15c, 1/4 pound 35c, pound \$1.10.

264—**Chicago Pickle**—Grown extensively for the pickle factories. Short, straight, and medium size. 1/3 ounce 5c, ounce 15c, 1/4 pound 35c, pound \$1.10.

265—**White Spine**—A large, very smooth cucumber, especially fine for slicing. Dark bluish green color. Holds its color remarkably well and does not turn yellow. 1/3 ounce

Evergreen.

5c, ounce 15c, 1/4 pound 35c, pound \$1.10.

266—**Tailby's Hybrid**—A hybrid of Long Green with one of the English hothouse varieties. Fine for large slicers. 1/3 oz. 5c, oz. 15c, 1/4 lb. 35c, lb. \$1.10.

267—**Cool and Crisp**—A new variety of the White Spine type. 1/3 oz. 5c, oz. 15c, 1/4 lb. 35c.

268—**Davis Perfect**—A splendid new variety. Good every way. 1/3 oz. 5c, oz. 15c, 1/4 lb. 40c.

269—**Early Frame**—(Early Russian)—A short, heavy extra early cucumber. Grown for early slicers. Get yellow quick. 1/3 oz. 5c, oz. 15c, 1/4 lb. 35c, lb. \$1.10.

270—**Green Prolific**—Practically the same as Chicago Pickle. 1/3 oz. 5c, oz. 15c, 1/4 lb. 35c.

271—**Goliath**—(Giant Prolific)—Largest of all. Often 18 inches long. 1/3 oz. 10c, oz. 20c, 1/4 lb. 45c.

272—**White Wonder**—(White Pearl)—Ivory white at all stages. 1/3 ounce 5c, ounce 15c, 1/4 pound 40c.

273—**Coy's Early Cyclone**—Earliest of all. White Spine type but very small. Valuable only for first early. 1/3 ounce 5c, ounce 15c, 1/4 pound 40c, pound \$1.10.

274—**Everbearing**—Similar to Evergreen. 1/3 oz. 5c, oz. 15c, 1/4 lb. 35c, lb. \$1.10.

**SPECIAL OFFER**—Any six varieties, 1/3 oz. each, 25c; 1 oz. each, 50c.

## Citron

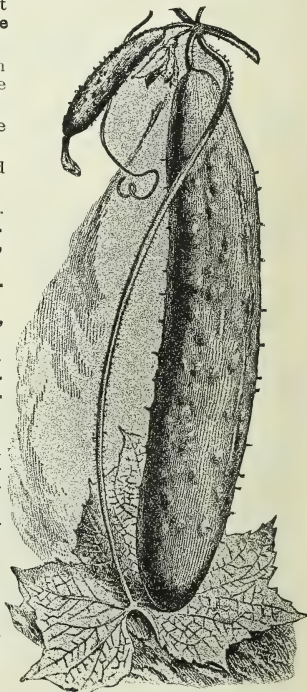
279—**Citron**—These are a small and hard meated sort of a melon grown for preserves. The meat never gets soft like in a watermelon, but is hard and can be cut in pieces and stewed for preserves. Grows just like a melon and yields enormously. 1/3 oz. 5c, oz. 15c.

## Tobacco Dust for the Striped Bugs

The best remedy I have ever found for the striped bugs on watermelon vines, is tobacco dust. This is simply a very strong grade of tobacco ground up into a fine powder like snuff. It is finer than flour and very strong. I don't know whether it kills the bugs or simply drives them away, but it sure does the business somehow. Also a spoonful of it piled around the stem of each plant will prevent borers which kill the vines later in the season.

Price, postpaid: 20c per lb.; by freight or express: 10c per lb., 12 lbs. for \$1.00, 30 lbs. for \$2.00, 50 lbs. or over, 5c per pound.

Except when noted we prepay postage on all prices quoted above. See wholesale price list for larger lots.



Goliath or Giant Prolific.



# CELERY

Should be more generally grown and would be if people realized how easy it is. There is no use of all the people in the corn belt sending to Kalamazoo for their celery and get it several days after pulling, tough, wilted, stringy stuff. If you once had a taste of home-grown celery just from the garden, crisp, rich and fresh, you would never be without it. My celery brought 10 cents in the home stores when the Michigan stuff went begging at 3 for a dime. I put directions on every packet of seeds, and besides I have written a little leaflet on the subject that gives more detailed account of the work. It is free for the asking. You can grow celery as easily as cabbage and lots more plants to the same amount of ground.

281—**Golden Self Bleaching**—The easiest to grow and one of the best in quality. Medium to large size. Creamy white, healthy and vigorous. Will bleach itself if shaded on the sides. **One-fifth ounce 5c, ounce 25c.**

282—**White Plume**—Much like the above but earlier and slightly smaller. Pure white in color and very tender; has a delicate flavor that cannot be equalled by any other celery. **One-fifth ounce 5c, ounce 25c.**

283—**Giant Pascal**—A very large celery for winter use. Probably the largest celery grown and the best keeper. **One-fifth ounce 5c, ounce 25c.**



**Golden Self Bleaching.**



**Okra or Gumbo.**

## Okra or Gumbo

280—This vegetable is but little known in the north, but more northern people ought to have it in their gardens. The pods are full of little seeds like small peas. Pick the pods when young and tender and cut up and cook pods, seeds and all, like string beans. Fine. Try it. and I have picked out the four best ones and mixed them. **½ ounce 5c, ounce 10c.**

## Egg Plant

This is a vegetable that should be more largely grown. People who have eaten it will always call for it, as it has a rich flavor all its own that is fine. Plant and tend the same as tomatoes and it is just as easy to get a crop.

286—**Early Long Purple**—Earliest variety grown. Fair size; bears abundantly. **Pkt 5c, ounce 25c.**

287—**New York Purple**—Very large, smooth and thornless; dark purple. **Fine Packet 5c, ounce 25c.**

288—**Black Beauty**—Large black egg plant. Much like above but not so large. **Packet 5c, ounce 25c.**

## Peanuts

Few people know that peanuts can be grown successfully in this climate, but it is a fact they can be made a success here. They may not make as big a yield as they do in the South, I don't know about that, but they certainly do turn out well, as you see by the photo given here of some that I grew last summer in my test garden. Of course I use Northern seed. The Southern seed would be everlastingly too late. Plant just like beans, in soft, loose soil, after it gets thoroughly warm in the spring. Thin to a foot apart in the row and keep well hoed. That's all.

289—**Early Northern Peanuts**—The nuts grow in the ground like potatoes. The variety I offer has been grown in the North for a number of years, and can be depended on for a crop in any ordinary season. Try it. **½ pint 10c, pint 20c, quart 35c.**

290—**Jumbo**—(Southern Peanuts)—Larger and later. **½ pint 10c, pint 20c, quart 35c.**

Ask for free leaflet giving full directions for growing Peanuts.



## Popcorn for the Boys

The best way I know for the boys to make money on their own account is to plant popcorn. It is easily grown, yields well, and is ready sale. The first money I ever made for myself was on popcorn. I was 10 years old and made \$17.00 out of a little patch about as big as a town lot.

Here are the best kinds to grow.

**Little Giant**—A small ear but a great yielder and

the finest of all in quality. **Single ear 10c, 3 for 25c, Oz. 5c, ½ pt. 15c, pint 25c, qt. 45c.**

**Monarch White Rice**—The large white sharp grained variety. The standard sort in all markets. **Oz. 5c, ½ pint 10c, pt. 20c, qt. 35c.**

**Queens Golden**—Makes large ears. Large yellow grains. Smooth. Pops out very large. **Oz. 5c, ½ pint 10c, pt. 20c, qt. 35c.**

We prepay postage on all prices quoted above. See wholesale price list for larger lots.

# SWEET CORN

I grow large amounts of sweet corn for seed, and I am in a position to make you very favorable prices on large lots. Our crop was good this year and of the finest quality I have ever seen. If you want very good seed it will pay you to write for special prices.


There are many good varieties of sweet corn and I do not try to list them all. There is no use in growing them all. The ones I offer here cover the whole season and each is the best of its season. I take particular pains in selecting my seed, and for sweetness, depth of grain and freedom from mixture, I will back it against anybody's corn.

**300—Early Rose**—This new sweet corn is of the true Evergreen type, but is earlier than any type of evergreen I have ever seen, and is early enough to follow Cory or White Mexican without a break. The photo shown on opposite page of a dry seed ear shows the depth and thinness of the grain, which is a true indication of high quality. It is equal in quality to either Stowell's or the White Evergreen and almost as large. When you can get all this, and besides have it come in with Minnesota and Champion, you have a corn that will give you the cream of the trade in any market. It is in and gone before any other Evergreen is ready and equal to any of them in quality. When in the roasting ear stage it is a pure pearly white, but when the seed ripens it is a bright rose color. Different from any corn I have ever seen.  $\frac{1}{2}$  pint 15c, pint 25c, quart 45c.

**301—White Evergreen**—This is an improved strain of Stowell's Evergreen, brought out by Burpee a few years ago. Every deep grain, pearly white and very sweet. Ears not overly long, but very thick. Same season as Stowell's.  $\frac{1}{2}$  pint 10c, pint 20c, quart 35c.

**302—Stowell's Evergreen**—The standard big late corn. Good big ears, sweet and solid, and heavy yielder. Used extensively by the canning factories and for drying. Stays green and tender for a long time.  $\frac{1}{2}$  pint 10c, pint 20c, quart 35c.

**303—First of All**—A small early corn, much like Cory, and probably the earliest corn known. Grain slightly red. Grows about waist high, and is ready



**White Mexican—Best Early.**

for use often by July 4th.  $\frac{1}{2}$  pt. 10c, pt. 20c, qt. 35c.

**304—White Cory**—Standard early sort; white, fair quality and very early.  $\frac{1}{2}$  pint 10c, pint 20c, quart 35c.

**305—Early Minnesota**—A well known second early. Much like Champion, but smaller.  $\frac{1}{2}$  pint 10c, pint 20c, quart 35c.


**306—Early Champion**—The best second early. Long sweet ears like the later sorts. Is in and gone before Evergreen is ready, and is equal to it in all but size.  $\frac{1}{2}$  pint 10c, pint 20c, quart 35c.

**307—Country Gentleman**—(Shoe Peg, Ne Plus Ultra)—A small late variety, with long slender grains, set zigzag on the cob; sweetest of all corn, and the standard everywhere for high quality.  $\frac{1}{2}$  pint 10c, pint 20c, quart 35c.

**308—Zigzag Evergreen**—A cross between Country Gent and Evergreen. It has the high quality of the Country Gent with almost the size of the Evergreen. A little earlier than either parent.  $\frac{1}{2}$  pint 10c, pint 20c, quart 35c.

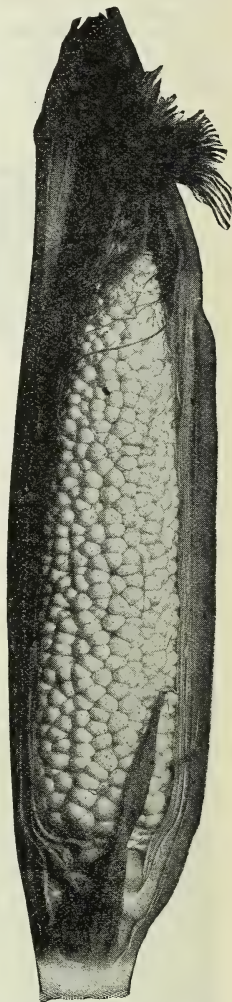
**309—Early Evergreen**—An early selection from the Stowell's Evergreen, slightly smaller, and a week or ten days earlier. It is valuable for a second early sort to come just after Champion. Ears are of good shape and fine quality.  $\frac{1}{2}$  pint 10c, pint 20c, quart 35c.

**310—White Mexican**—I have sold this for four or five years now as the best early sweet corn, and I am a stronger believer in it than ever. From the results of my own garden and the reports I get from customers, I don't see how it can be beat for a first early. Not only early, but is of extra good quality. Compared with Cory, the standard early, it is larger, longer ear, pure white, and does not show the objectionable deep furrow between the rows. It was, when first introduced, earlier than the Cory, but I have



**Cory                      Champion                      Evergreen**  
Three good varieties for succession.

We can supply any variety of sweet corn, in 5c packets or 6 varieties for 25c.



**Country Gentleman,  
The Sweetest of  
all Corns.**

been working to still further increase the size and quality and have sacrificed a little on earliness so that now it is the same season as Cory, and is far ahead of anything of that season for size and quality. I have also some of the original strain that is about four or five days earlier than Cory, and can supply it in bulk amounts to market gardeners who especially request it. The larger strain is of my own growing, and the earlier strain is grown by the originator at Sioux City.  $\frac{1}{2}$  pint 10c, pint 20c, quart 35c.

**311—Western Queen**—This is a pink strain of Country Gentleman, selected and improved by H. C. Cummings of Oklahoma. I have always considered the Country Gentleman the finest table corn grown, but this is an improvement on it. Compared with the original strain, it is larger ear, deeper grains, sweeter and a little later. For a succession to last pretty much

(Continued on page 15.)

# Sweet Corn

(Continued from page 14.)  
all fall, take the White Mexican, Early Rose, White Evergreen and Western Queen, and you should have a combination hard to beat.  $\frac{1}{2}$  pint 15c, pint 25c, quart 45c.

312—**Golden Bantam**—This corn is extra early, very sweet and of a delicious flavor. As indicated in its name, the grain when ready for use is a rich creamy yellow, deepening to an orange yellow as it ripens. I do not recommend it as a market sort as its color gives it the appearance of being old, but when once used it will be popular on account of its rich flavor.  $\frac{1}{2}$  pint 15c, pint 25c, quart 45c.

313—**Adams Extra Early**—Not a true sweet corn, but good for early roasting ears. Very early and hardy, and free from worms. very popular South.  $\frac{1}{2}$  pint 10c, pint 20c, quart 35c.

314—**Peep o'Day**—A very early and very small corn. All right if earliness alone is desired.  $\frac{1}{2}$  pint 15c, pint 25c, quart 45c.

315—**Squaw Corn**—Not a sweet corn, but good for first early. This is the spotted corn grown by the Indians of the plains. Very curious and interesting.  $\frac{1}{2}$  pint



**Early Rose. An Early Evergreen, early enough to follow Cory or White Mexican.**

15c, pint 25c, quart 45c.

316—**Black Mexican**—A very sweet variety, medium early and fair size. Grains are blue black in color when ripe.  $\frac{1}{2}$  pint 10c, pint 20c, quart 35c.

\*\*\*\*\***SPECIAL OFFER**\*\*\*\*\*  
 \* You may select any three varieties,  $\frac{1}{2}$  pint \*  
 \* each, for 25 cents; or any three varieties one \*  
 \* pint each, for 50 cents. All sent postpaid. \*  
 \*\*\*\*\*

# Lettuce

is something that is found in every garden and that everyone is fond of at least in the early spring. It can be grown in any old corner, but does best in rich, warm soil. Plant very early, the earlier the better, and don't get it too thick. If you want good sized heads it ought to be thinned several inches apart each way.

green outside and creamy white inside. Leaves are curly and tender and form a head as large as an early cabbage. Slow to run to seed.  $\frac{1}{3}$  oz. 5c, oz. 15c.

295—**Simpson**—The best early lettuce. Does not make a true head, but a loose fluffy bunch of tender, light green or creamy leaves. Delicate flavor and grows very quickly. This and the Hanson make a pair hard to beat. I use the black seeded as the white seeded is no good.  $\frac{1}{3}$  ounce 5c, ounce 15c.


296—**Prize Head**—About the same as the Simpson except for color, which is a mixture of green and red. Leaves very thin and tender. Sometimes called "Beef Steak" or "All Cream" lettuce.  $\frac{1}{3}$  ounce 5c, ounce 15c.



**Simpson.**

293—**Grand Rapids**—Very early and tender. Largely grown in green houses. In fact it is the best one for that purpose. The strain I have is specially selected for forcing and is fine. This variety is always weak in germination.  $\frac{1}{3}$  ounce 5c, ounce 15c.

294—**Hanson**—The very best curled lettuce. Dark



**Hanson.**

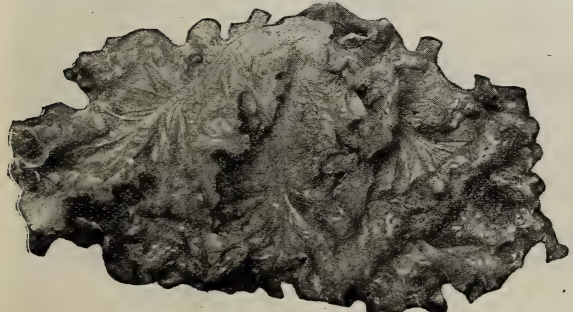
297—**California Cream Butter**—This is the best of all smooth leaved or "Cabbage Head" lettuce. It makes a flat, smooth head about the shape of a Flat Dutch cabbage. The leaves are very thick and rich and buttery in flavor. It stands the heat well and is good all summer.  $\frac{1}{3}$  ounce 5c, ounce 15c.

298—**Tomhannock**—A red lettuce like Prize Head but later.  $\frac{1}{3}$  ounce 5c, ounce 15c.

299—**Marblehead Mammoth**—Largest head lettuce grown. Makes a head as large as a large cabbage if given room. Stands well through the summer.  $\frac{1}{3}$  ounce 5c, ounce 15c.

292—**The Morse**—An improved type of Simpson, larger, rapid grower and very tender.  $\frac{1}{3}$  oz. 5c, oz. 15c.

291—**Mixed Lettuce**—All of the above mixed. Gives great variety for small price.  $\frac{1}{3}$  ounce 5c, ounce 15c.




**Grand Rapids.**

We prepay postage on all prices quoted above. See wholesale price list for larger lots.


# Muskmelons

I take a special pride in my muskmelon seed. I do not believe there is a man in the United States who can furnish better seed or who does furnish any better seed than I do. Some of it I grow myself, and some of it is grown by specialists in other parts of the country. Some of it, like Hackensack, I have grown in the East, as that is the native home of that melon. With others, like Osage and Emerald Gem, better seed can be grown right here in Iowa. The various types of the Rocky Ford cantaloupe are grown to perfection at Rocky Ford, Colorado. I have my seed of them grown there by specialists. Wherever it comes from, it is the very best that can be had. It is saved from selected melons such as bring fancy prices on the market. No culls, frost bitten stock or slick melons are allowed to be used. No seed is ever saved from blighted fields. Whether you want a five-cent packet or 500 lbs. for a shipping association, I can fix you out to perfection. Ask for special prices on large lots.

**321—Perfection**—Best of all the large muskmelons, very large, often selling in our market for 25c each, and you know it takes a pretty good muskmelon to do this. It is of round or slightly oblong shape, as shown in the photo here which was taken in the test garden. That is a single vine and shows how they bear. I never saw a big melon that would set thick that way except the Perfection. Flesh deep yellow or salmon color and of the richest, sweetest flavor imaginable. It is very thick meated, and in fact is the best variety I know of. Among the large ones, the "Perfection" hasn't a fault that I know of and will surely suit you. **Price: Half ounce 10c, ounce 20c, ¼ lb. 50c, 1 lb. \$1.75.**



**Perfection—Best of all Large Muskmelons.**



**Pollock Strain of Standard Rocky Ford. A highly developed type. Eden Gem and Netted Rock are very similar. Notice rounded shape and heavy netting.**

rust resistant. This is the strain that is advised by the Colorado Experiment Station. My grower has made an extra choice selection of this seed which will suit the most critical. **Price: Pkt. 5c, oz. 15c, ¼ lb. 45c, lb. \$1.50.**


**323—Burrell's Gem—(Pink Meated Rocky Ford)**—This differs from the regular Rocky Ford in having pink or salmon flesh, also more pointed shape and not quite so heavily netted. The photograph shows the shape and appearance exactly. For my own eating I like it better than any of the others. Great to yield, and in many markets outsells the regular Rocky Ford on account of the pink flesh and very high quality. You might say that it has the Osage or Emerald Gem quality with the Rocky Ford size, shape and shipping quality. **Price: Pkt. 5c, oz. 15c, ¼ lb. 45c, lb. \$1.50.**

**Ordway Pink Meat Gem**—This is the same as the Burrell Gem. Same price.

## Rocky Ford Cantaloupe

I have four distinct types of this popular type of small melon, and can sell you as good seed as you can get anywhere in the United States. Everyone is familiar by this time with this variety of melon which is the most widely known of all shipping melons. Small, egg-shaped, very solid, very sweet, a good shipper and great to yield, always uniform in size. The men who make a specialty of growing these cantaloupes have a number of slightly different strains of sub-varieties which are all somewhat similar in general appearance, but excel in some particular point. I have each different strain grown by a man who is a crank on that one line, and believes he has absolutely the best type of any. I pay double the usual price to have this seed grown and I know absolutely that it is extra good. Here are the different strains I have:

**322—Standard Rocky Ford — Pollock Strain—(Known also as Eden Gem and Blinn's Rustproof)**—This is the most highly developed type of shipping melon, absolutely uniform in size, and appearance, heavily netted, thick meated, and solid net across both ends, oblong, rounded ends rather than pointed, early, very prolific, and best of all,



**Burrell's Gem—The Pink Meated Rocky Ford.**

# Muskmelons Continued.

324—**Improved Rocky Ford—Southern Type**—This is the most popular strain with growers in Texas and Oklahoma. It is slightly larger than the regular Rocky Ford type, rounder in shape and showing more distinct rib. My seed of this is grown by a noted melon shipper in Oklahoma and is highly selected. This is the same strain of Rocky Ford that is grown in Maryland and Delaware in preference to the Colorado type. **Price: Pkt. 5c, oz. 15c, ¼ lb. 45c, lb. \$1.50.**

325—**Standard Rocky Ford—Netted Rock Type**—Practically the same as the Pollock strain. Developed and selected by different growers, but I can see no great difference between them. If any difference, it is slightly rounder in shape, and if possible, heavier in weight due to very thick flesh. **Price: Pkt. 5c, oz. 15c, ¼ lb. 45c, lb. \$1.50.**

326—**Rocky Ford or Netted Gem**—This is the original type from which all the other strains have been developed. A good variety, but does not have the fine shipping qualities and uniformity of the more modern strains. My seed is Rocky Ford grown, but not from the highly paid critical growers who furnish the special strains. **Price: ½ oz. 5c, oz. 10c, ¼ lb. 20c, lb. 65c.**

## OTHER VARIETIES OF MUSKMELONS

327—**Fordhook**—A new yellow meated muskmelon introduced lately by Burpee. About as large as Emerald Gem, but looks more like a Hackensack on the outside. A good variety. **Price: Pkt. 5c, oz. 15c, ¼ lb. 45c, lb. \$1.50.**

330—**Green Meated Nutmeg**—This is the old fashioned nutmeg that has been the standard for a generation. It is small, early, sweet and prolific. Some-



Improved Rocky Ford—Southern and Eastern Type



Rocky Ford Cantaloupe—Ordinary Type



Standard Rocky Ford—Netted Rock Type. The Melon that has Made Rocky Ford Famous.

thing like the Rocky Ford. **Price: ½ oz. 5c, oz. 10c, ¼ lb. 25c, lb. 75c.**

331—**Emerald Gem**—One of the sweetest melons grown. Of the nutmeg type, but is not netted. The skin is smooth and green, even when ripe. Flesh, salmon color, very thick and sweet. Always good and, while it is small, there are enough on the vine to make up for it. It is practically a smaller, earlier type of the Perfection. **Price: ½ oz. 5c, oz. 10c, ¼ lb. 35c, lb. \$1.40.**

332—**Hackensack**—Much like the Perfection, except that it is green fleshed. Shape and appearance as shown in picture given below. Large in size and of fine quality. Earliest of all big melons. It and the Perfection make a team that is hard to beat and will take a prize anywhere. **Price: ½ oz. 5c, oz. 10c, ¼ lb. 25c, lb. 75c.**

333—**California Cream Cantaloupe**—A big yellow melon of fair quality. An old timer. **Price: ½ oz. 5c, oz. 10c ¼ lb. 25c, lb. 75c.**

334—**Banana**—A long banana shaped melon. Peculiar, very sweet flavor. Grows 2 feet long. I have the true strain. **Price: Pkt. 10c, oz. 25c, ¼ lb. 75c.**

335—**Osage**—The most popular melon in the Chicago market and also in many of the Eastern markets. Medium to large size, oblong, very heavy, dark green skin and salmon flesh. Fine quality. I have an exceptionally fine strain. **Price: ½ oz. 5c, oz. 10c, ¼ lb. 30c, lb. \$1.00.**

336—**Texas Cannon Ball**—Much grown in Oklahoma and other Southern States. Very sweet, solid, round, medium size. Stands hot weather well. **Price: ½ oz. 5c, oz. 10c, ¼ lb. 30c, lb. \$1.00.**

337—**Long Island Beauty**—Improved strain of Hackensack. **Price: ½ oz. 5c, oz. 10c, ¼ lb. 30c, lb. \$1.00.**

## OTHER VARIETIES.

I have numerous other varieties. Send your order for what you want.

We prepay postage on all prices quoted above. See Wholesale Price List for large lots.

# WATERMELONS

I have always made a good crop of melons but once and that time the high waters cleaned them up. There is more money to be made on melons than almost any other farm crop. They are not much bother to grow, and always sell well. Every farmer ought to grow enough for home use at least. Maybe if boys had melons at home they would not be getting into trouble raiding the neighbors' patches. Give the boy some good ground and some good seed and let him have a patch of his own. My seed is grown for me under contract by a man that can grow better watermelon seed than I can. It is pure, not mixed stuff, and is from all good melons. The culls are left lay and are not used at all. It is handled so it will cure properly and be sure to grow if the ground is right; but you must remember that melon seed will never grow when the ground is cold and wet. It must be warm and loose.

Ask for free leaflet giving full instructions for growing melons.

401—**Improved Kleckley Sweets**—By far the best strain of Kleckley I have ever seen. It is absolutely uniform in size and shape, a little bigger waisted than the standard Kleckley and a little larger. Quality absolutely perfect. I have always counted the Kleckley the best melon grown, and this is better yet than any Kleckley I have ever had. It's perfect shape and quality and its uniform large size, make it the ideal market melon for a high-class trade that will pay extra for something really good. **Price:** ½ oz. 10c, oz. 20c, ¼ lb. 50c, lb. \$1.50.




I don't know of anything nearer solid comfort than to find a good ripe melon, sit down beside it and dig the heart out. Go away, trouble.—H. F.

Bright red flesh and white seeds. My seed of this is pure and true. Grown at Rocky Ford by one of the celebrated "Melon Kings" of that great melon center. If in need of a big lot, write for prices. **Price:** ½ oz. 5c, oz. 10c, ¼ lb. 25c, lb. 75c.

408—**Halbert Honey**—Brought out by Burpee a few years ago as the sweetest of all melons, and I am inclined to believe that he is right about it. They are much like Kleckley, but longer in shape. Dark green. Very sweet and very tender. Break easily in handling. Large size and fine for home use. **Price:** ½ oz. 5c, oz. 10c, ¼ lb. 25c, lb. 75c.

409—**Ice Cream or Peerless**—This is an old favorite and is still the standby in many places for an early market melon. Early and prolific. I have the true stock. **Price:** ½ oz. 5c, oz. 10c, ¼ lb. 20c, lb. 65c.

410—**Sweet Heart**—A large light colored melon that is a winner in the market. It is what you might call a main crop melon; that is, it is not the earliest or the latest. Very large, almost round, light green skin. Always solid and looks very fine when cut open. Skin thin but tough, so it



402—**Early Fordhook**—The largest first early melon. Large dark green, good quality, bright red flesh and white seeds. Somewhat like Ice Cream, but larger. **Price:** ½ oz. 5c, oz. 10c, ¼ lb. 20c, lb. 65c.

403—**Cole's Early**—A small early melon of good quality. Striped like a Dixie, but rounder and earlier. Black Seeds. A nice melon and always sells well. **Price:** ½ oz. 5c, oz. 10c, ¼ lb. 20c, lb. 65c.

405—**Dixie**—A large main crop melon, much like the old Cuban Queen, but not so late. A good shipper. **Price:** ¼ oz. 5c, oz. 10c, ¼ lb. 20c, lb. 65c.

406—**Florida Favorite**—Another good early melon. Long and slender. Light striped color outside and bright red flesh. Very sweet and fair size. **Price:** ½ oz. 5c, oz. 10c, ¼ lb. 20c, lb. 65c.

407—**Kleckley Sweets**—Sweetest melon grown, except possibly the new Halbert Honey. Shape and color of the old Mountain Sweets, but larger and earlier. It is in my opinion the best eating melon in the whole list, but it is too tender to ship or to haul very far to market. If you have a nearby market and customers that will appreciate a good melon, this is the one you want.



Halbert Honey

We prepay postage on all prices quoted above. See Wholesale Price List for large lots.

# WATERMELONS---Continued



**McIvor's Wonderful Sugar Watermelon**

bears handling well and always sells fast on its looks. While not as good quality as Kleckley and melons of that class, it is plenty good and will suit any ordinary buyer. Always large. For market or shipping I would place it above all others. **Price:** ½ oz. 5c, oz. 10c, ¼ lb. 20c, lb. 65c.

411—**McIvor's Wonderful Sugar**—Another good main crop melon. Looks like the old Rattle Snake, but much better quality. Large and long, medium early, and fine quality. Better quality than Sweet Heart and nearly as good as Kleckley. Handles well and is good either for market or home use. **Price:** ½ oz. 5c, oz. 10c, ¼ lb. 20c, lb. 65c.

412—**The Nabob**—A new melon brought out by the Livingstons. Like the McIvor, it is good for either home, market or shipping. In size it is large to very large. In fact it is the largest good melon grown. It is round like the Sweet Heart, but is a mottled color outside and the seeds are of a buff or dun color. Try it. **Price:** ½ oz. 5c, oz. 10c, ¼ lb. 20c, lb. 65c.

413—**Triumph**—A very large late melon. Grows to enormous size. Fair quality for such a large melon. **Price:** ½ oz. 5c, oz. 10c, ¼ lb. 20c, lb. 65c.

414—**Kolb's Gem**—The great Southern shipping melon. Large and fine in appearance and will stand any amount of handling. I have a good strain of this popular melon. **Price:** ½ oz. 5c, oz. 10c, ¼ lb. 20c, lb. 65c.

415—**Monte Cristo**—Very much like the Kleckley. Claimed by some to be the same. It sure is a good melon anyway. I have the true seed of it and know I can suit you. If in need of a large lot write for special price. **Price:** ½ oz. 5c, oz. 10c, ¼ lb. 25c, lb. 75c.

416—**Alabama Sweet**—It is some like Florida Favorite, but bigger and if anything, better quality. It is sure a fine melon and ought to be widely planted. **Price:** ½ oz. 5c, oz. 10c, ¼ lb. 25c, lb. 75c.

417—**Iceberg**—An improved Kolb's Gem. Better quality, larger and better color. It is what is sometimes known as the "Blue Gem" owing to its rich bluish green color. Very red flesh and very black seeds. Outside dark striped. Almost round. **Price:** ½ oz. 5c, oz. 10c, ¼ lb. 20c, lb. 65c.

418—**Harris Early**—A nice little early melon, very similar to Cole's Early. I find it a little earlier and more uniform. Cuts very red with black seeds and coming so early is a fine market melon to start the season with. **Price:** ½ oz. 5c, oz. 10c, ¼ lb. 25c, lb. 75c.

419—**Angel Kiss**—A very long, gray colored, very sweet melon, very highly spoken of in the South. Originated in Texas. Introduced by Maule, who sold it at \$7.00 per pound. I have the genuine stock. **Price:** ½ oz. 10c, oz. 20c, ¼ lb. 50c, lb. \$1.75.

420—**Chilian**—Grown extensively in southern California where it was introduced from South America. Medium size, very sweet, and stands hot dry weather well. **Price:** ½ oz. 5c, oz. 10c, ¼ lb. 25c, lb. 75c.

**Other Good Melons:** 421—Cuban Queen, 422—Phinney's Early, 423—Mountain Sweet and 424—Rattle Snake. **Price:** ½ oz. 5c, oz. 10c, ¼ lb. 20c, lb. 65c.

## SPECIAL OFFER:

Any four varieties, ½ ounce each, 15 cents; any four varieties, ounce each, 25 cents; any four varieties, ¼ pound each, 75 cents.

We prepay postage on prices quoted above. See Wholesale Price List for large lots.

**Southern Grown Melon Seed**—In most varieties of watermelons, especially the shipping sorts, I can give you either Southern grown, or Iowa or Nebraska seed, as you may prefer. If you have any choice, please mention it in ordering. They are all the same price.

## For Market Gardeners

I have a big supply of melon seed, both muskmelons and watermelons, and I can make you very favorable prices. It is the very finest of seed from the best growers, pure stock, well matured and sure to grow and do well. I am a market gardener myself, and know how important it is to have good melon seed, or in fact, all kinds of seed.

If you are intending to plant a big patch of melons write me for advice and prices. I can do you some good. Send me a rough list of about what seed you will need and I will make you a special delivered price on it. I have a specially fine lot of Rocky Ford, of the shipping type, and will be pleased to figure with large growers or associations. Can make direct shipment from Rocky Ford, if preferred.

## Citron

These are a small and hard meated sort of a melon grown for preserves. The meat never gets soft like in a watermelon, but is hard and can be cut in pieces and stewed for preserves. Grows just like a melon and yields enormously.

**Price:** 1/3 ounce 5c, ounce 15c.



## Tobacco Dust for the Striped Bugs



The best remedy I have ever found for the striped bugs on watermelon vines is tobacco dust. This is simply a very strong grade of tobacco ground up into a fine powder like snuff. It is finer than flour and very strong. I don't know whether it kills the bugs or simply drives them away, but it sure does the business somehow.

Also a spoonful of it piled around the stem of each plant will prevent borers which kill the vines later in the season.

**Price, postpaid: 20 cents per pound.**  
By freight or express: 10 cents per pound, 12 pounds for \$1.00, 30 pounds for \$2.00, 50 pounds or over, 5 cents per pound.

## A COMPLETE GARDEN COLLECTION FOR \$1.25.

Many people, especially new beginners in gardening, want me to choose for them a complete assortment of seeds for an ordinary garden.

I have made up such a collection, which I am sure will please almost everyone. Here it is:

½ pt. Sweetcorn,	1 oz. Lettuce,
1 pkt. Turnips,	1 oz. Early Radish,
1 pkt. Early Cabbage,	1 oz. Late Radish,
1 pkt. Late Cabbage,	¼ oz. Onion,
1 pkt. Muskmelon,	¼ oz. Carrot,
1 pkt. Watermelon,	½ oz. Parsnip,
1 pkt. Cucumber,	½ pt. Popcorn,
1 pkt. Tomato,	1/3 oz. Salsify,
2 oz. Early Peas,	½ oz. Early Beets,
2 oz. Late Peas,	½ oz. Late Beets,
2 oz. Wax Beans,	½ oz. Early Squash,
2 oz. Green Pod Beans,	½ oz. Late Squash,
2 oz. Pole Beans,	½ oz. Pumpkin.

This collection, amounting to \$1.85 at regular prices, I will send postpaid, for \$1.25. I cannot make any change in varieties as it is already made up ready to send.

# ONIONS

Good onion seed is scarcer this year than it has been for years, but I am lucky in having a fair supply and will protect my regular customers as long as my supply lasts. I guarantee mine to be every bit new seed and of the very best strains. On account of the scarcity this year there is liable to be lots of old seed offered and I would advise that you get your seed early and test it, whether you get it from me or anyone else. That way you will be dead sure you have got a new seed.

Onion seed is one thing the gardener, and especially the market gardener is very particular about, and rightly so. I have had before now a field of onions, part of which would make three or four hundred bushels to the acre and right alongside a strip would not make over a hundred, wholly due to difference in seed. It might be some kind that was boomed as a novelty at a high price, or it might be some seed sold at a very low price by some of the so-called cheap seedsmen. You have all had the same experience. Since I have been in the seed business myself I have learned where and how to get good seed, direct from the big growers and avoid all doubt as to the result. Of course the seed is of the whole thing, but it is a good start at least. Besides the tests I make in my test garden every summer, I have grown thousands of bushels for market and the seed I offer is all American grown and is grown by the best men in the business under special contract. Some is from Minnesota, some from Michigan and some from the West, but every bit of it is genuine "Market Gardener Stock," pure and true to name and sure to grow. In my test garden last summer I had samples from every stock and there was not a break or a fault in the whole 28 samples. The average of all was at the rate of about 680 bushels per acre. Red Globe Wethersfield was again the best with 900. Prizetaker a close second. Silverskin the poorest with about 400. Prizetaker was the sweetest. Bronze King was the best keeper.

I have a good lot of seed and if you want a large quantity I can save you money. Don't fool with "store seeds." There is no need of it at the prices I can make you.


**435—Red Wethersfield**—The standard big red flat onions. Good quality and a good keeper. More extensively grown than any other variety. Price: Pkt. 5c, oz. 20c, ¼ lb. 60c, lb. \$2.00.

**436—Globe Red Wethersfield**—A perfect globe shape of the old Wethersfield, slightly larger and better yielding. Sells higher on account of its shape. Same quality as to eating and keeping. Price: Pkt. 5c, oz. 20c, ¼ lb. 60c, lb. \$2.00.

**437—Prizetaker**—Very large, mild and tender. Probably the largest onion grown; will outsell any other onion where it is once known. Also called Spanish King and is the same big onion seen in the round cornered crates in the fruit stores in the winter. Price: Pkt. 5c, oz. 20c, ¼ lb. 60c, lb. \$2.00.

**438—Silver King**—A large flat onion of Italian origin. Sweet and nice, but can't stand dry weather. Don't keep well. Price: Pkt. 5c, oz. 20c, ¼ lb. 75c, lb. \$2.60.

**439—Silverskin or Portugal**—A round white onion of medium size. Used for white sets and pickling. Price: Pkt. 5c, oz. 20c, ¼ lb. 60c, lb. \$2.10.



A good patch of onions. This shows the tops bent over to hasten ripening. A stand and growth like this should make about 500 bushels per acre. At \$1.00 a bushel this would make good money.

**440—Yellow Globe Danvers**—The standard yellow onion in many markets. Medium size, round and hard. Good keeper. Price: Pkt. 5c, oz. 15c, ¼ lb. 50c, lb. \$1.85.

**441—Ohio Yellow Globe**—A very fine globe shaped yellow onion. This is the kind grown exclusively by great onion growers of Ohio and Indiana. I have the genuine strain. Price: Pkt. 5c, oz. 15c, ¼ lb. 50c, lb. \$1.85.

**442—Yellow Danver**—(Flat)—A standard early hardy variety, much used for yellow sets. Price: Pkt. 5c, oz. 15c, ¼ lb. 50c, lb. \$1.85.

**443—Australian Yellow Globe**—A fine globe shaped onion, medium size. Very early. Best keeper known. Price: Pkt. 5c, oz. 20c, ¼ lb. 60c, lb. \$2.00.

**444—Australian Brown**—Noted for long keeping. About the size of Danvers, but of a reddish brown color. Will keep all winter. Price: Pkt. 5c, oz. 15c, ¼ lb. 50c, lb. \$1.85.

**445—Morse Brown Globe**—A beautiful dark glossy brown onion of true globe shape. It is evidently a selection from the Australian Brown but is better and more even color and better shape. Quite early and especially suited to the mountain regions, as it is sure to ripen down well. Price: Pkt. 5c, oz. 20c, ¼ lb. 75c, lb. \$2.60.

**446—Bronze King**—Claimed by some to be the same as Australian Brown. Price: Pkt. 5c, oz. 15c, ¼ lb. 50c, lb. \$1.85.

**447—New Queen**—A small flat white onion, very early, tender and sweet. Used for early pulling and for pickles. Price: Pkt. 5c, oz. 20c, ¼ lb. 70c, lb. \$2.25.

**448—Barletta**—Very similar to New Queen, but still earlier and some smaller. Fine for bottled pickles. Price: Pkt. 5c, oz. 20c, ¼ lb. 70c, lb. \$2.25.

**449—New Big Red**—This new big onion from California is the biggest thing I have ever seen in onions. It is large as a saucer, red, quite flattened and very mild. Compared with Red Wethersfield, it is larger and sweeter, but does not keep as long in winter. Plant rather thin on very rich land and you will have the biggest onions you ever saw and the sweetest. Price: Pkt. 5c, oz. 30c, ¼ lb. 90c, lb. \$3.10.

**450—Southport White Globe**—This is the largest successful pure white onion. Perfect globe shape, very solid, keeps well and always brings the top of the market. Seed scarce. Price: Pkt. 5c, oz. 25c, ¼ lb. 85c, lb. \$3.00.

**451—Southport Red Globe**—Like the above in shape and size, but dark rich red in color. This is the true Southport, large blood red strain. Price: Pkt. 5c, oz. 20c, ¼ lb. 60c, lb. \$2.00.

**452—Southport Yellow Globe**—A large late keeping onion from the East. Same as Red Globe except in color. Price: Pkt. 5c, oz. 15c, ¼ lb. 50c, lb. \$1.85.

## SPECIAL OFFER

1 pkt. each any 6 varieties onions, 25c. 1 oz. each any 3 varieties, 50c, postpaid.

## An Acre of Onions

will take from 4 lbs. to 6 lbs. of seed and should make from 300 to 900 bu. of onions.

We prepay postage on all prices quoted above. See Wholesale Price List for large lots.



# ONIONS---Continued.

## Bunch Onions

There is probably more money in early bunch onions than in any crop the gardener grows. All you have to do is to set the sets very early in good rich ground and they are sure to make a crop. Always sell well, too. They take very little room and I have often taken off a dollar's worth to every rod of row. Buy some sets and try it.

## Onion Sets

I do not use or sell the top sets, as I consider bottom sets so much the best. Bottom sets are simply little wee onions grown from the black seed planted late and thick. They are about as big as the end of your finger, and when set out in the spring, they come quick and make nice green onions for bunching, or if left will bottom down and make onions like ones from seed but lots earlier. I can furnish them in Red, Yellow or White. Yellow they are not so liable to run up to

464—**Chinese Giant**—Largest, sweetest and best of all the Mango peppers. It is as early as Ruby King and fully twice as large. I had them this summer as large as a quart cup. The Rural New Yorker which is the best authority, says editorially: "Chinese Giant Pepper has given us great satisfaction the past summer. It is mild and well flavored, and appears to be one of the few sweet peppers that do not shock the unwary customer by suddenly developing a taste like a torch-light procession." It makes so few seeds that the true stock will always be scarce and high. A great big pepper as big as your two fists will often have only a dozen or so of seeds. My seed is grown by the originator and is absolutely true. **Price: Pkt. 10c, oz. 40c.**

## Parsnips

Many people have trouble to get parsnip seed to grow well. The trouble is either old seed or is planted too late. It should be planted very early, the earlier the better, while the ground is cool and moist. It must, of course, be fresh seed, as parsnips will not grow much after the first year.

465—**Hollow Crown or Long Smooth**—The standard sort. Long, smooth, tender and sweet.

466—**Improved Half Long**—Much like the above, but shorter and heavier. Fine quality. **Price, either variety: ½ oz. 5c, oz. 10c, ¼ lb. 20c, lb. 40c.**

## Salsify

Plant and tend like parsnips. Easy to grow if you keep the weeds out. Plant very early; can be left out all winter like parsnips.

467—**Mammoth Sandwich Island**—The best variety. **Price: 1/3 oz. 5c, oz. 15c, ¼ lb. 40c.**



### VEGETABLE PLANTS.

I can usually supply plants of Peppers, Tomatoes, Cabbage and Cauliflower from my own garden at reasonable prices, varying according to size and variety of plants.

Small amounts by mail about 20c per doz., or 25 for 35c.

Inquire for prices on larger lots, stating variety and size plants you want, and

about what time you would want them. We can usually supply any quantity.



are generally best as seed. See price below.

453—**Yellow Onion Sets**—Price, not postpaid: Quart 15c, 2 qts. 25c, gal. 45c. If wanted by mail add 9c per qt. for postage.

454—**White Onion Sets**—Price, not postpaid: Quart 15c, 2 qts. 25c, gal. 45c. If wanted by mail add 9c per qt. for postage.

455—**Red Onion Sets.** Price, not postpaid: Qt. 15c, 2 qts. 25c, gal. 45c. If wanted by mail add 9c per qt. for postage.

456—**English Multipliers**—This is a class of sets little known here but very popular in the East. A single small set when planted divides and makes a whole bunch, sometimes as many as fifteen. Very early and tender. **Price: Same as other sets.**

457—**Winter Onion Sets (Egyptian or Perennial Onions)**—Very hardy and fine for early spring bunching, but do not make large onions for dry use. Can be set either fall or spring. Set in the fall, they come on about two weeks earlier than other onions, and do not need any protection. **Price: Same as other sets.**

### ONION SETS

are not postpaid at prices quoted. Please remember this and add 9c per quart if wanted by mail or prepaid express.

If you want Onion Sets by the peck or bushel, see wholesale price on last page or write to me for special prices stating quantity needed. I have lots of sets of my own growing, and if you need a large amount I can save you some money.

## Peppers

Should be started in the house or hotbed and handled about like tomatoes. Seem to do well in almost any soil, but must not be too low and wet. Give plenty of room in the row for best results. Seed seldom comes well planted out doors. They need lots of heat.


460—**Cayenne (3)**—The red hot kind. Very prolific, often 100 or more on a single bush. Good to chop up in pickles.

461—**Buby King (1)**—The large, sweet, Mango pepper. Grows very large and free from any hot taste. Red when ripe, but used when green.

462—**Golden Queen (2)**—Much like above, but yellow when ripe.

463—**Bull Nose**—A large pepper used for chopping up in pickles. Good size and very prolific. Semi-sweet.

**Price: Any variety named above, pkt. 5c, oz. 25c.**



We prepay postage on all prices quoted above, except as noted.


# SQUASH

Squashes should have very rich loose soil and plenty of room. Make the hills far apart, and don't crowd them. Put in plenty of seed and after the bugs get done with them, thin them out to about three plants in each hill.

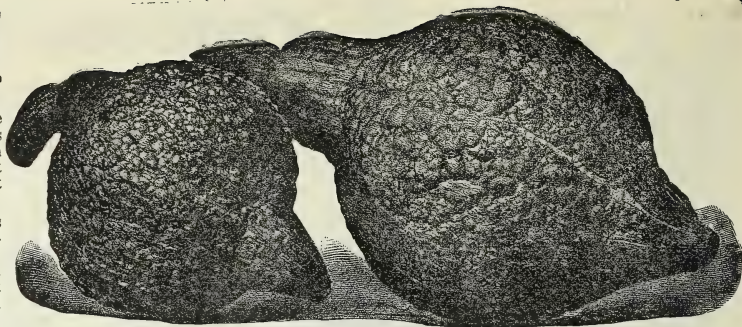
470—**Genuine Hubbard Squash**—This is without doubt the king of all squashes. It is big, prolific and fine quality. Will keep all winter and gets better all the time. For nearly half a century it has been the standard of quality with which all others have been compared. The new warty strain is the best type known and it is the one I use. It is a little bigger and rougher than the old Hubbard and darker green. Seed of quality is scarce this year, but I had big fields out and some contracts at other places and so I am well fixed for seed. If you want to plant a big field of them, write for special prices. **Price:** ½ oz. 5c, oz. 10c, ¼ lb. 25c, lb. 85c.

471—**The Fairfax**—The seed of this new winter squash was first sent me for trial by W. P. Hubbard, of Fairfax, Mo. I was so pleased with it that I decided to list it. He wished it called the Hubbard, but as there is already one Hubbard entirely different, I named it the Fairfax. It is the most prolific squash I ever saw and the equal of any in quality. Shape and size are well shown in the photo. Ripe in September and will keep till spring in the cellar. Best baking squash we have ever had. The black bugs that have nearly ruined the Hubbard for several years, do not molest the Fairfax, and it is so vigorous in the vine that it grows away from the little striped squash bugs. All things considered, it is the best squash in the entire list and will take a permanent place in the market. **Price:** ½ oz. 10c, oz. 20c, ¼ lb. 50c.

472—**Delicious**—Claimed to be the best flavored squash



Fairfax Winter Squash



Boston Marrow Squash



Genuine Warty Hubbard

in existence. About the same color as the Hubbard, but different shape, being broad at one end and pointed at the other. Very thick yellow flesh. Cooks up dry and floury. Good for either fall or winter use. For table use no other squash can compare with it in fineness and compactness of grain, dryness, sweetness and the richness of flavor. **Price:** ½ oz. 10c, oz. 15c, ¼ lb. 40c, lb. \$1.25.

The following varieties are sold at the uniform prices of ½ oz. 5c, oz. 10c, ¼ lb. 25c.

473 — **Mammoth** — Big and coarse. Sometimes grows to weigh 200 lbs.

474—**Blue Hubbard or Marblehead**—Much like Hubbard, but lighter color. Same size and shape, but earlier.

475 — **Sibley or Pike's Peak**—A small gray squash, excellent quality.

476—**Essex Hybrid**—The old fashioned "Turk's Turban." Sweet, fine grained and good quality.

477 — **Cushaw**—The old crookneck that has been so popular. All meat and few

seeds. Green and white in color.

478—**Fordhook**—Fall and winter squash about the size and shape of a big cucumber. Very productive. The best quality of all the small squashes and will keep all winter. Thy it.

479—**Early Golden Bush Scallop**—The well known summer "patty pan" or cymelon. Intended to be cooked when green.

480—**Mammoth White Bush Scallop**—A large type of the summer squash or "patty pan." White in color and great to bear. Intended to be eaten green.

481—**Orange Marrow**—Practically the same as Boston Marrow. Same shape and size as Hubbard, but earlier and not so good a keeper. Fine for fall use.

482—**Golden Hubbard**—A regular Hubbard, hard shell, yellow color.

483—**Boston Marrow**—Fine big winter squash, Hubbard type, but earlier. Sets heavier on vines, larger yield, fine quality and can be cut with a knife.

484—**Summer Squash Crookneck**—Small crookneck summer squash for stewing or frying while green. Yellow and warty.

## SPECIAL OFFER:

Any four varieties, ½ ounce each, 15 cents.  
Any four, ounce each, 25 cents. Any four, ¼ lb each, 75 cents.

## FOR SQUASH BUGS

use tobacco dust. It is sure death to the little striped bugs and is some help on the big bugs.  
**Price:** 20c per lb., postpaid, or 10c per lb. by express or freight.

We prepay postage on all prices quoted above. See Wholesale Price List for large lots.





Alaska—Earliest and Most Profitable Early Bunch Pea

# PEAS

Our stock of peas is very fine. It is all Northern grown from northern Michigan and Wisconsin. It is free from weevils or practically so, and is hardy, clean, healthy stock that will do well for anyone. Our stock of peas is grown by specialists, are all carefully rogued in the field and hand picked after threshing. I have made a study of the different varieties of peas and have made extensive trials in my trial grounds, so I know pretty nearly what is what about peas. I know how important it is, to a market gardener especially, to have peas of uniform growth that will ripen all at the same time and show up well in market.

**Culture**—Peas, as a rule, should be planted early in the spring while the ground is cool and moist, as they never do well in the hot part of the summer and very often will not come up at all when the ground is hot and dry. Smooth peas especially should be planted just as soon as the frost is out of the ground, the earlier the better. Wrinkled peas, while larger and more tender and of higher quality, never come as well, as they are more or less liable to rot in the ground. They should not be planted quite so early as the smooth varieties, but still should be planted before hot summer weather. Peas do best in ground that is fairly rich. If the ground is too rich the peas will run to vine often making vines four to five feet long and with few pods. This is also true if the garden is at all shaded. If you buy a dwarf variety that turns out to have vines four or five feet long, you may know that either the ground is too rich or that the garden is shaded. Pea seed does not do well kept from year to year and it is best to buy fresh seed every year.

521—**Alaska**—This is without exception the earliest variety of peas grown. They grow about knee high and set very full of rather small dark green pods, which are almost all ready to pick at one picking. Seed blue when ripe. Compared with my "Extra Early," is slightly earlier and not so large podded, quality about the same. Like it, it always grows well and will come up and bear in spite of any kind of weather. **Price: Oz. 5c, 1/3 pint 10c, pint 25c, quart 45c.**

522—**Improved Extra Early**—This is the brag extra early to which every seedman gives first place, usually under some high sounding name of his own. It is the very best early pea, and grows about knee high and yields enormously of medium size pods. It is very hardy and can be planted as early as the ground can be worked in the spring, bears in spite of any sort of weather. Generally ready to pick by May 25th to 30th. **Price: Oz. 5c, 1/3 pint 10c, pint 25c, quart 45c.**

523—**Tom Thumb**—No good here. It is too dwarf and the pods get on the ground and rot. The Extra Early is dwarf enough and is much better. **Price: Oz. 5c, 1/3 pint 10c, pint 25c, quart 45c.**

524—**Nott's Excelsior**—A very sweet, very dwarf, early pea with large peas but a small bush only about 10 inches high. Bears very heavily in a favorable season, but is a little more subject to weather conditions than

the smooth peas, such as Alaska and Extra Early. Some years it has made almost a failure for me and some years has done remarkably well. If you want something for very high quality and are willing to take some chances on the yield, this is the one for you to grow. **Price: Oz. 5c, 1/3 pint 10c, pint 25c, quart 45c.**

525—**American Wonder**—Somewhat similar to Nott's Excelsior, a very early wrinkled pea, very dwarf, growing about 8 inches high. Pods quite large, but not many to a vine. **Price: Oz. 5c, 1/3 pint 10c, pint 25c, quart 45c.**

526—**Premium Gem (Little Gem)**—Probably the best known and most widely grown second early. It comes in following the first earlies, grows about 15 to 18 inches high and bears heavily of large plump pods. The peas are wrinkled and very sweet. Like all wrinkled peas it is harder to get a stand than with the smooth ones and does not stand unfavorable weather so well. Generally makes about two or three pickings. It is somewhat similar to the Nott's Excelsior, but it is a little later, grows a little taller and stays in bearing longer. **Price: Oz. 5c, 1/3 pint 10c, pint 25c, quart 45c.**

527—**Advancer**—Similar to Gem but still larger and later. It is generally classed as a second early, but is more nearly a main crop variety. Has the same quality a little later, grows a little taller and stays in bearing longer, good yielder and good seller. **Price: Oz. 5c, 1/3 pint 10c, pint 25c, quart 45c.**

528—**Surprise**—This is the earliest of all wrinkled peas. It is as early as any of the smooth peas except that it cannot be planted quite so early in a cold spring. It makes a rather slender vine about two feet high and filled with medium sized plump pods. As it is a wrinkled variety its quality is delicious. **Price: Oz. 5c, 1/3 pint 10c, pint 25c, quart 45c.**

529—**Hosford's Market Garden**—The largest sweetest pea grown. A half dwarf main crop variety, very similar to Dwarf Champion. This variety is used extensively by the canning factories for their best grade of so-called Marrowfat peas. **Price: Oz. 5c, 1/3 pint 10c, pint 25c, quart 45c.**

531—**Canadian Peas**—These are the well known field peas of the North that are grown extensively in Canada and the northern part of the United States as a field crop both for the fodder and for the peas themselves. Valuable in the corn belt for sowing with oats or barley for early green feed. Also used in some places for table peas, but the quality is quite poor. **Price: Oz. 5c, 1/3 pint 5c, pint 15c, quart 30c.**

532—**Thomas Laxton**—Very similar to Gradus, but in my opinion a little better. The vine is a trifle shorter and the pods a little better shape, being square ended and very heavy. It is very early for a wrinkled pea and very large. Quality extra good. If you have a market that will pay an extra price for high quality and large pods it would pay you to try this pea. **Price: Oz. 5c, 1/3 pint 10c, pint 25c, quart 45c.**

**SPECIAL OFFER!**—1 oz. each any six varieties of peas 25c, postpaid; 1/3 pint each any three varieties on these two pages 25c, postpaid.

The ounce packages of peas selling at 5c, will plant 12 to 20 feet of row.

We prepay postage on all prices quoted above. See Wholesale Price List for large lots.


# PEAS--Continued

533—**Stratagem**—A very large late pea. Very popular in the Eastern market. The longest pods and the largest peas grown. Pods are often five or six inches long. **Price: Oz. 5c, 1/3 pint 10c, pint 25c, quart 45c.**

534—**The Fillbasket Pea**—I have been growing this new half dwarf pea for several years now and have no hesitation in pronouncing it the best second early I ever had. It comes in immediately after the Extra Early. In growth and pod it resembles it, but is fully a third larger and yields heavier. In fact it yields better than any pea, early or late, that I ever saw. Last year it made over 250 bushels of green peas to the acre and sold with Gem and Nott's Excelsior, that were not making a third as much. Compared with Gem, it has pods about the same size, but fully three times as many of them. The seed is smooth and like all smooth peas is sure to come up and will not rot in the ground like wrinkled ones. With Alaska or Early for first picking, this for second crop and the Dwarf Champion for main crop and you are sure of plenty of peas all summer. All are half dwarfs, growing about knee high. **Price: Oz. 5c, 1/3 pint 10c, pint 25c, quart 45c.**



**Fillbasket Pea**



**Dwarf Champion**

535—**Everbearing**—Half dwarf, growing about two feet high, late and quite large. Requires no stakes unless in very rich ground. Stays in bearing nearly all summer if weather is favorable. I have sometimes picked from the same row for over a month. **Price: Oz. 5c, 1/3 pint 10c, pint 25c, quart 45c.**

536—**Telephone**—Another very large late pea of English origin, very sweet and in favorable season, very large. Vine grows about three feet high and is of very rank appearance. It is highly prized in some of the Eastern markets. **Oz. 5c, 1/3 pt. 10c, pt. 25c, qt. 45c.**

537—**Telegraph**—Somewhat similar to Telephone in appearance but is a smooth seeded pea like Marrowfat which it resembles except the seed is green and the pods of a beautiful dark green color, making a very handsome appearance in the market. Being a smooth pea, it will stand more grief than any large wrinkled pea and yields enormously. The quality of this is not equal to the wrinkled peas but the quantity is there all right. **Price: Oz. 5c, 1/3 pint 10c, pint 25c, quart 45c.**

538—**Marrowfat**—The old fashioned late garden peas, smooth and fair quality. Very hardy. **Price: Oz. 5c, 1/3 pint 10c, pint 20c, quart 35c.**

539—**Champion of England**—Much like Marrowfat except that it is wrinkled and sweeter. It is the same season and is often sold on the market as Marrowfat, which it outsells on account of better quality. Tall vines, splendid for use where you can provide bush or netting for it to run on. **Oz. 5c, 1/3 pt. 10c, pt. 20c, qt. 35c.**

540—**Dwarf Champion**—This is a dwarf or bush form of the old fashioned Champion of England, which except for its tall vines has always been considered best of all late peas. The new form is just about perfection. It grows about 18 inches high, stiff stalked and close jointed, literally loaded down with big fat pods, which always come in pairs. Peas large, thin skinned and of most delicious flavor. If you want a really sweet, heavy yielding late pea that will not need stakes, this is the one. **Price: Oz. 5c, 1/3 pint 10c, pint 25c, quart 45c.**

541—**Dwarf Grey Sugar**—This is an old variety that should be better known. The pods are about the same size as those of other peas, but have no tough lining and can be broken up and cooked, pods, peas and all, the same as string beans. They have a delicious sweet flavor and are a welcome change from the common peas. They are hardy and bear enormously. **Price: Oz. 5c, 1/3 pint 10c, pint 25c, quart 45c.**

542—**Gradus**—A monster early pea; early as Nott's Excelsior, large as Marrowfat. Very sweet, very tender and rots easily in the ground. It is also easily hurt by bad weather. Vines about two and one-half feet high. **Price: Oz. 5c, 1/3 pint 10c, pint 25c, quart 45c.**

We prepay postage on all prices quoted above. See Wholesale Price List for large lots.

# English Peas

It is well known that England leads the world on peas. Whether it is because of their superior climate or because they take more pains with them, I do not know, but certain it is that they have better varieties and better peas than have ever been grown in this country. I have been testing of late years varieties sent to me for trial by English seedhouses and I have chosen three varieties which I believe are far ahead of anything grown in this country. I have grown them in my trial grounds here and have proved that they will succeed fine in our climate. The main idea with English pea growers seems to be to get a very large pod, a very large pea of extra good flavor, and a short stocky vine. All the varieties I tested had these same characteristics, but the three I have chosen to list are pre-eminently typical of these characteristics, all have remarkably heavy stocky vines, short-jointed, leaves large and thick, pods generally borne in pairs, very large, and containing from seven to nine very large, tender, delicately flavored peas. You can rest assured that these varieties will give you something different from what your neighbor has, and something better. After testing these varieties and making sure that they were a success in this country, I imported the stock seed and had a supply of seed grown in this country. The seed I offer you is Wisconsin grown from imported seed and is remarkably fine. These varieties all have high-flown English names, but the names mean little to us and I would rather simply list them by a descriptive title. After you have grown them and eaten them, you will probably be so enthusiastic that you will

want to suggest names for them and I will be glad to have you send good American names that will be descriptive of the variety.

## 543—English

**Early** Looks at first glance like an improved Nott's Excelsior, same season, but has larger pods and more of them to the vine and the vine is of a noticeably different character of growth. It is a trifle taller and much more bushy and stocky looking. Both pods and peas are larger than Nott's Excelsior and the yield with me is from two to three times as much. Quality if possible is better than Nott's. I compare it thus with a well-known variety so you can get a better idea of what it is. **Price: 1/3 pint 15c, pint 40c, quart 75c, all postpaid.**

## 544—English Second Early

This comes in between Little Gem and Advancer in season, but is far superior to either one in my opinion. As will be noticed in the picture, the vine is short-jointed and heavy with large thick leaves. It generally grows about 18 to 20 inches high, but on very rich land will grow taller. It has the same square-shouldered blocky appearance in the row that is characteristic of all three of these varieties. The shape of the pods is well shown in the picture. The quality is delicious as the peas are large and very thin skinned. In fact with all three of these varieties it is hard to say which is the best. **Price: 1/3 pint 15c, pint 40c, quart 75c, all postpaid.**

## 545—English

### Main Crop

This pea very nearly takes the place of the well-known American "Telephone," but is of much more blocky, dwarfish habit of growth and for that reason much easier tended. In the Eastern markets Telephone outsells all other varieties on quality, but it has a long, straggling vine and a sad tendency to sport and fail on purity. This English pea gives you the impression of an extra fine pure strain of Telephone shortened down to less than two feet high and increased in yielding qualities. It has the same enormous large pods, but they are better filled, more uniform in size and appearance, and, if possible, better quality. It will sell in any market as Telephone, will yield much more, and is much more easily tended. **Price: 1/3 pint 15c, pint 40c, quart 75c, all postpaid.**

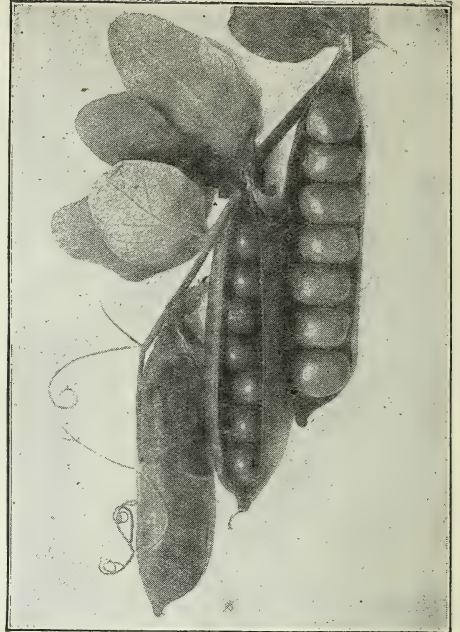
### SPECIAL OFFER

These three English Peas—1/3 pint, each 40c; one pint each \$1.00, postpaid.


Market gardeners are invited to write for special prices on larger amounts of these peas with the idea of trying them out for extensive market planting. I am certain they will be money makers and I believe it would pay to plant rather heavily of them.

### SPECIAL OFFER

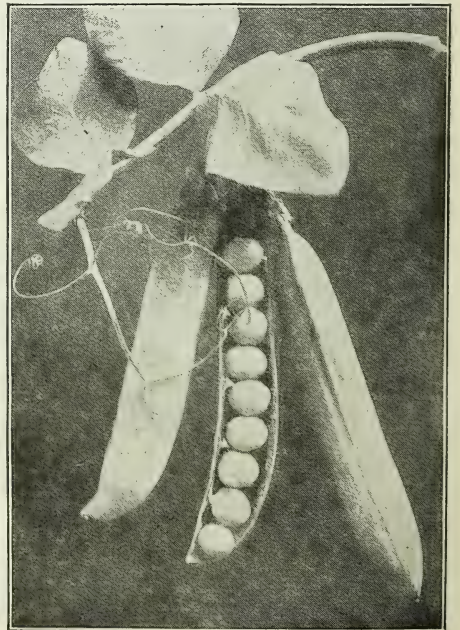
Any 6 varieties of Peas, 1 ounce each, 25 cents postpaid.



Early English



English Second Early



English Main Crop

# RADISHES

My radish seed is all French grown. Radish seed saved in this country is not at all satisfactory, as the radishes are inclined to be hot and run to seed too soon. The French stock is earlier and stands longer without becoming unfit to use.

551—**Crimson Giant**—This I consider the greatest new radish in the last ten years. It is of German origin, and I have had it for four seasons, but did not offer it till two seasons ago because I could hardly believe the claims made for it. I have given it a thorough test and I am an enthusiastic believer in it. It is an early radish, looking much like the old Early Scarlet Globe, but more perfect in shape and color. It comes as early as any radish, but the amazing thing about it is that it keeps on growing and remains tender, solid and sweet, till it gets as large as a teacup or larger. Just imagine the nicest Scarlet Globe radish you ever saw, deep red outside and pure white inside, fine flavor, and as large as a teacup, and you will have a good idea of it. Last spring we pulled and sold from ours for nearly a month, and they were good from start to finish.  $\frac{1}{2}$  ounce 10c, ounce 20c,  $\frac{1}{4}$  pound 40c.

552—**French Forcing or Paris Beauty**—This is the one I sent out free last year. The best forcing radish I ever saw. Bright red, oblong, very early. Same price as above.

**PRICES**—The following named varieties are all sold at a uniform price of  $\frac{1}{2}$  ounce 5c, ounce 10c,  $\frac{1}{4}$  lb. 25c.

553—**All Seasons Mixture**—A mixture of all the best sorts, mostly early. I have pushed this mixture for several years and it has always given splendid satisfaction. Buy an ounce or two and make one planting and you will have radishes all summer.

554—**The Icicle**—This new radish, lately introduced, is undoubtedly the finest white radish grown. It is very slender, pure white in color, and the tenderest long radish I have ever had. It is very early. Compared with Lady Finger, it is earlier and more tender and not so large.

555—**Strasburg**—A very large white radish, very late, egg shape. Never gets pithy. Often weighs eight pounds. Can be cooked like a turnip.

556—**Early Bird**—This is a very early radish sent out by Salzer. It is a small red variety; very handsome, tender and sweet.

557—**Non Plus Ultra Forcing**—A small forcing variety of radish. Very early and small leaves. Special suited for green house work. Extra fine strain.

558—**Early Round Dark Red**—Very early tender and sweet. Sells better on our market than any other radish. Very small tops.

559—**Round White**—Like Round Red but not so sweet.

560—**French Breakfast**—The well known white tipped, half long early radish. Very tender, but gets pithy quick.

561—**Long Scarlet**—The best long red early radish.

562—**Lady Finger**—A long, slender, pure white radish. Don't get pithy.

563—**Chartier**—Much like the above, but pink and white in color. Stands well through the summer



French Breakfast.

and is the best late radish in the list.

564—**Chinese Rose Winter**—Best winter radish. Will keep all winter.

565—**Mikado or Chinese White Winter**—An enormous white winter radish, grows over a foot long and very solid. Can be sown in the spring for summer use or sown with turnips for winter use.



Early Round Dark Red,

566—**Cincinnati Market**—A rose colored, long early radish. It is something like the old Long Scarlet, but better quality, slightly earlier and smaller tops. It is very much like Icicle except in color and is fully equal to it in quality.

567—**Scarlet Turnip, White Tipped**—A white tipped form of the round early radish. Bright red, white tips.

568—**Rosy Gem**—A pinkish round early radish. Similar to round red except in color.

569—**Early Scarlet Globe**—Very popular early radish. Tender and sweet. In appearance it is similar to what Salzer calls Early Bird.

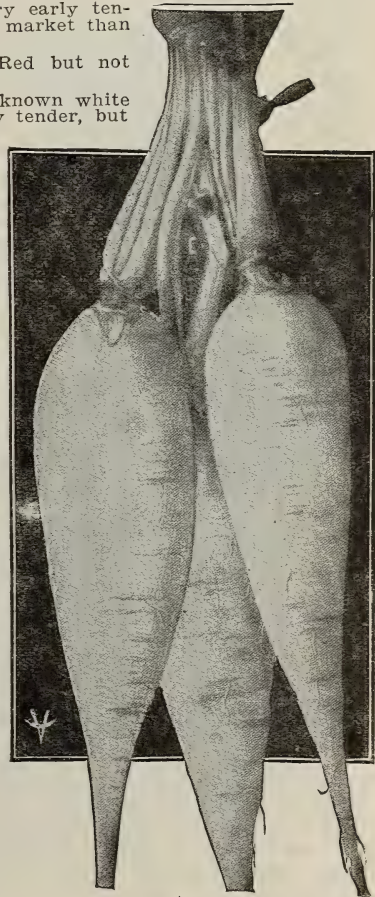
**Special Offer**—Any 4 varieties,  $\frac{1}{2}$  oz. each, 15c, any 4, oz. each, 25c, any 2, oz. each, 15c, postpaid.

**Forcing Strains of Radishes**—For market gardeners and others who wish to plant radishes in greenhouses or hotbeds, we can furnish special forcing strains of Non Plus Ultra, Scarlet Turnip, White tipped, Deep Scarlet Turnip, French Breakfast and French Forcing. Ask for the Vilmarin stock. Price oz. 20c,  $\frac{1}{4}$  lb. 40c.

We prepay postage on all prices quoted above. See wholesale price list for large lots.

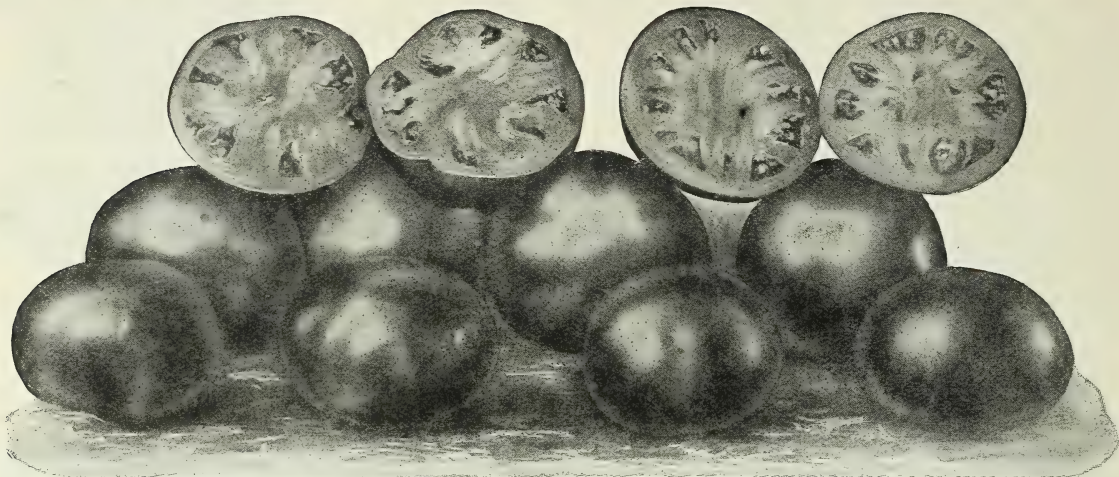


Scarlet Turnip, White Tipped.



The Icicle,

# Field's New Tomato



## Field's Early June Tomato

The Greatest New Tomato in 25 years. Earlier than Earliana, as Handsome as Stone, as Solid and Seedless as Ponderosa.

Price: Packet of about 50 seeds, 20c, 3 for 50c.  $\frac{1}{4}$  oz. \$1.00;  $\frac{1}{2}$  oz. \$1.75; 1 oz. \$3.00;  $\frac{1}{4}$  lb. \$10.00.

It is mighty seldom I introduce a novelty. As a rule I am rather shy of novelties, but last year I put out this new tomato in a limited way under the name of Early Scarlet Perfection, told the exact truth about it, and invited the buyers to report on it. I got hundreds of reports from all over the United States and you never saw such letters. I am giving a few of them here, but I haven't got room for a tenth part of them. If I can get around to it, I am going to have them all printed in a little booklet. By the time you read them all you will want to go and plant the whole farm to Early June Tomatoes.

I know that statement sounds pretty strong, but its Gospel truth and I've got the papers to back it up. I made the same statement last year and offered to refund the price to any one who didn't find it strictly true. Out of several hundred who tried the tomato last year on all kinds of soils, and in all kinds of climates only one man called for the refund.

I am not going to give any long description of the tomato as that one line tells the whole story. It looks like Earliana, and has much the same kind of a vine, but is a little earlier, is smoother, redder, and much solid-er. Very mild, sweet flavor instead of the somewhat sour taste so common in early tomatoes. It bears much heavier than any other early tomato.

It looks just like Stone for shape, size and color; possibly not quite so large. The flesh is as meaty, solid and seedless as a Ponderosa, and you know that's the limit.

**History.**—This tomato originated with Rev. W. H. Rust, who lives about 30 miles from here just across the line in Missouri. He is a country parson, of the old Circuit Rider type. He has two country charges, a little five acre farm and a passion for gardening. His special hobby is tomatoes. For several years he has been trying to get a tomato that would be earlier and better than anything in the list. The Early June tomato is the result of his 20 years of patient experimenting. When he first brought me some of the tomatoes I thought it was Stone he had till I cut them open, when it was easy to see I was wrong. When I found he had been selling them since June 14th, and was getting practically double price on account of high quality I began to get interested.

After a year's trial with my customers all over the United States I find that he was absolutely correct in all he said, and to tell you the truth, neither he nor I dare to tell it as strong as it really is. You wouldn't believe it. I would rather let the tomatoes talk for themselves. You'll have to believe it then.

**An Ohio Authority.**—Stephen N. Green, a tomato specialist of Ohio, who grew a field of the Early June for me for seed this year writes as follows:

"We are greatly pleased with this tomato. It is all you claim for it, which is saying a great deal. It makes a new record in the early class. You have a mighty nice introduction. The amount of seed on your field was small owing to the comparatively seedless nature of the tomato, but it is of excellent quality."

**A Money Maker.**—Just think what it would mean to have tomatoes ahead of any one else, and much finer ones too. Rev. Rust sold over \$100.00 worth from 102 vines in the Parsonage garden. These were sold not on a city market but in a little country town. You ought to be able to do as well.

**Complete Directions.**—I will include with every package of Early June tomato, full and complete directions written by Rev. Rust. He is very anxious that this tomato should be a great success and wants to help all he can with directions for growing.

**Seed Grown by the Originator.**—I had Rev. Rust grow and select seed for me and the seed I offer, unless otherwise specified, is grown, selected and saved by him. It is all from sound smooth tomatoes, of even size and color and ripened early in the season. **PRICE:** Packet of about 50 seeds, 20c, 3 for 50c.  $\frac{1}{4}$  oz. \$1.00;  $\frac{1}{2}$  oz. \$1.75; 1 oz. \$3.00;  $\frac{1}{4}$  lb. \$10.00.

**Seed of My Own Growing.**—I have a limited amount of seed of my own growing, which I will sell at the same price. Also I had some grown by Stephen Greene, the celebrated tomato grower of Ohio, and some in Northern Iowa. These and my own were grown from specially selected stock seed, saved by Rev. Rust from tomatoes ripening in June. Price same as above.

**Giant Strain.**—Rev. Rust is trying to get a strain of this tomato that will ripen with the earliest and at the same time be of enormous size. With that end in view he saved about 4 oz. of seed from tomatoes weighing a pound and over. This seed I will save mostly for planting but will sell a limited amount at 25c per packet.

**Your Money Back.**—If you do not find this new tomato to be all I claim for it and more too, I will refund every cent you have paid for it.

**Rev. Rust's Own Description.**—Here is what Rev. Rust himself has to say of the Early June Tomato. I asked him to make a brief statement regarding it, for the catalog.

"I believe it to be the earliest of all. And not only is it early, but large. In color it is crimson red and very attractive. It is almost seedless, the flesh thick and firm, and the flavor delicious. I have marketed it here for four years past and have never had a complaint on quality, and have received an average price of  $5\frac{1}{2}$ c per pound for the whole season. "W. H. Rust,"



# What the Customers Say About It.

## ON THE MARKET BEFORE ANYONE ELSE.

August 16th, 1909.

Mrs. Nora King, Bevier, Mo.

I bought a 25c pkt. of seed of you to try my luck, as I market tomatoes every year, and want the best and earliest I can get.

I planted the Earliana and Scarlet Perfection the same day in March in the house and set the plants out of both kinds the same day in the garden and tended both carefully and gave them equal chances.

The Scarlet Perfection is not only earlier than the Earliana but is heavier, much smoother, more solid and a better seller than any early tomato I ever had before.

I had several hundred pounds on the market before any one else, as much as three weeks. The Scarlet Perfection is not so bad to rot as the Earliana, not one-tenth as bad to rot.

I find that the trouble with so many early tomatoes I have to throw so many away on that account and it is such a heavy loss.

I shall raise no other early tomato next year but Scarlet Perfection.

## LARGE AND EARLY.

August 8th, 1909.

Bigge Wilson, Irvine, Ky.

I have your tomato a name. I call it Field's Earliest Giant. I think that is a good name for it as it is so large and early.

## "COULD SELL THEM AT MY OWN PRICE."

August 16th, 1909.

Sallie J. Millican, Milo, Iowa.

The last of March I saw your seed catalogue and read what you had to say of the Early Scarlet Perfection tomato. I had tomato plants up then but I sent right off for a package of the seed. I don't think I ever spent that amount more profitably. I have been selling the tomatoes for the last six weeks for 25c per dozen, just as fast as they would get ripe.

They yield splendidly. I could sell them at my own price. Well Mr. Field you said you wanted another name for them. I can't think of any thing better than to call them the "Early World Beater." If any one can beat them they can go up ahead in the class.

## MAKES GOOD IN NEBRASKA.

August 16th, 1909.

Eliza Smith, Aurora, Neb.

Dear Sir:—I want to tell you I am much pleased with the Scarlet tomato from you. I did not plant it until long after the other kinds and I have had ripe tomatoes from it long before the other kinds. I never saw so many tomatoes to the vine as there is on the Scarlet vines.

I think Lady Bountiful would be a good name for it.

## TWO WEEKS AHEAD OF EARLIANA.

August 5th, 1909.

M. J. Schmidt, Davenport, Washington.

I picked some of your Early Scarlet tomatoes a few days ago. I planted the seed two weeks later than the Earliana and still they were ripe before. It is all right and hope you will keep them pure.

## VINES VERY VIGOROUS.

August 19th, 1909.

Asa Farrington, Bloomfield, Iowa.

After giving your tomato a pretty thorough trial I find it is No. 1 in earliness, beauty, size and quality. The vines are very vigorous, maturing their fruit ahead of other early varieties and gets there so quick that I would name it Field's Auto. It will not belie the name.

## LOOKS LIKE A BUSHEL HAD BEEN EMPTIED OUT.

August 29th, 1909.

Mrs. Robt. M. Oglesbee, Xenia, Ohio.

I have raised tomatoes for forty years but think this one much the earliest and perfect meated. The plant when left to itself starts out in all directions while in center tomatoes lay as if a bushel full had been emptied out.

## 53 TOMATOES ON ONE VINE.

August 30th, 1909.

Lansing Adams, Morrisonville, Ill.

Thought I would write you in regard to the Perfection tomatoes I have 14 plants which so far have borne 315 pounds. First picking was July 3rd. This year has been very bad for tomatoes here as we have had several severe rain and wind storms that tore the plants down and then it turned very dry. The tomatoes are all you claim for them and I will not raise any other kind hereafter, the vines are still full. Early in the season I counted 53 large tomatoes on one of the vines. I think Field's Pride or Excelsior tomato would be an ideal name for them.

I asked the people who bought this new Tomato last year to write me how it did for them. Here are a few reports that are about a fair average. I could give you hundreds like these.

## SUGGESTS "EARLY JUNE."

F. M. Carroll, Sullivan, Ind. August 19th, 1909.

I believe in appropriate names, that is, names that will fit, and from the way that tomato cut its capers I can think of no better name than Early June.

## "MISSOURI QUEEN."

Miss Nellie Atkinson, Dustin, Neb. August 27, 1909.

In regard to that splendid new tomato I am certainly proud of it. It is firm, not many seeds and of nice shape, yields well and a dark red color. For a name it should have a nice one, I suggest The Missouri Queen.

## BETTER THAN EARLIANA AND JUNE PINK.

August 31, 1909.

Chas. A. Peabody, Worcester, Mass.

It has done better and given better fruit than either the Earliana or June Pink. It has done so well under difficulties that some such name as Early Victor would seem to apply in this locality.

## BEAT THE EXPERT TRUCKERS.

Sept. 1st, 1909.

Mrs. D. M. Morrison, Northwestern Pike, Parkersburg, Va.

According to your request I send the best description I can of the Early Scarlet Perfection tomato, just as it grew for me. Our ground is a cold wet clay but we had it manured and wood ashes put on. I raised the plants in the kitchen window as we are only amateur gardeners, but they grew well and we got them out as early as possible. We staked some and those ripened first but did no better otherwise than those not staked. We never before raised or saw such large beautiful early tomatoes and the equal of the best late ones. In quality the tomato proved to be as good as you said it was and quite a surprise to us. We got them into market as early as the expert truckers around here and they were finer than any of them. As the tomato began ripening in June and soars so high above other early tomatoes I thought the name the New Early June Tomato would be appropriate.

## "LED THE MARKET."

Sept. 11, 1909.

Wm. Lamb, Carthage, Mo.

Probably you remember that you sent me an ounce of your New Tomato seed for which I paid \$5.00. Well I led the market and I must say that I have made more off them and your First Early Beans and Crimson Giant Radish than any other garden crop.



Rev. W. H. Rust and His Tomatoes. He sold over \$100.00 worth from 102 plants in the Parsonage garden.

# TOMATOES--Continued.

I have my tomato seed grown for me in Michigan, as the seed from there seems to be earlier and harder than the seed grown further south. It is pure and uniform, garden grown seed and can be depended on. The country is flooded with so-called tomato seed picked up at the canning factories that is dear at a gift.

601—**New Stone**—This is the best representative of the Livingston type of big, solid, "beefy" dark red tomatoes. It is the earliest of any of the large tomatoes. Is always smooth and remarkably free from rot. It is solid meated, of good flavor, and remarkably prolific. This is the only one canning factories will allow grown for them. **Packet, 5c, ounce 25c, ¼ lb. 75c.**

602—**Golden Beauty**—The best large yellow, is very smooth and handsome. **Pkt. 5c, oz. 25c, ¼ lb. 75c.**

603—**Dwarf Champion**—Very early, smooth, purple color, solid and good quality, but not very large. This is the so-called tree tomato. It makes a stiff, stocky bush and holds the tomato up off the ground well. **Pkt 5c; oz. 25c; ¼ lb. 75c.**

604—**Beauty**—A smooth, solid, purple variety, of fine flavor and medium size. Where the market calls for a purple or flesh colored tomato, this is a good one to grow. Medium early. **Pkt. 5c; oz. 25c; ¼ lb. 75c.**

605—**Ponderosa**—Very large tomato. Almost seedless, sometimes rough, the largest of all tomatoes. **Pkt. 5c; oz. 35c; ¼ lb. \$1.25.**

606—**Early Minnesota**—This is a remarkable early, smooth tomato, and with the possible exception of Earliana, is the best of all the very early sorts. **Pkt. 5c; oz. 25c; ¼ lb. 75c.**

607—**Earliana**—One of the best early tomatoes for either home use or market. It is of good size, smooth, good quality, and ripens an enormous amount of fruit very early. Later in the season the others go ahead of it, but for the first three weeks of the season, when tomatoes are high priced and taste good, it will turn out lots of tomatoes. My seed of this variety is especially selected for me by a trucker at Muscatine, who grows Earlianas extensively to ship. It is the best strain I have ever seen. **Pkt. 5c; oz. 25c, ¼ lb. \$1.00.**

608—**Chalk's Early Jewel**—Probably the best second early. Not quite so early as the Earliana, but larger, deep red color, smooth, and good size. It is about a week or ten days behind the earliest, but a much better tomato when it does come. My Early Jewel is especially selected for me by a trucker who grows them to ship to the early market, and it is a remarkably thoroughbred strain. He makes more money on it than any other. **Pkt. 5c; oz. 30c; ¼ lb. \$1.00.**




Photo from my trial grounds of a vine of my new Shenandoah Tomato, over 8 feet high and bearing over half a bushel of tomatoes.

This tomato is a highly improved strain of Ponderosa, smoother, rounder and better every way. Trial packet free to anyone ordering seed to the amount of \$1.00 if requested with the order.

609—**Acme**—A smooth purple variety of good size, grown extensively in the South for early shipments. Much like Beauty, but earlier. **Pkt. 5c; oz. 25c; ¼ lb. 75c.**

610—**Atlantic Prize**—A very early sort, much grown in the east. **Pkt. 5c; ounce 25c.**

611—**Royal Red**—A very fine looking large blood red tomato, originated by the Livingstons. Globe shape and solid. Specially fine for exhibition and fancy markets. **Pkt. 5c; oz. 25c; ¼ lb. 75c.**

612—**Matchless**—Much like New Stone; a good tomato in every way. Claimed by some of the eastern seedmen to be the best of the lot. **Pkt. 5c; oz. 25c, ¼ lb. 75c.**

613—**Trophy**—Blood red tomato for canning. Much like Stone. Grown extensively in the east for the canning factories. **Pkt. 5c; ounce 25c; ¼ lb. 75c.**

614—**Livingston's Globe**—A perfect globe shape. Very solid meated and fine flavor. Same quality as Ponderosa but smoother and more prolific. **Packet 5c, ounce 35c.**

615—**Perfection**—A large, solid tomato of the Livingston type much used by canning factories and market gardeners. **Pkt. 5c; oz. 25c; ¼ lb. 75c.**

616—**June Pink**—This is best described as a pink Earliana as it has the same light slender vine as the Earliana. It is very early and bears well of medium sized tomatoes, but instead of being a scarlet like the Earliana it is of a pink or purplish color, which is demanded for so many markets. If your market demands a purple tomato, this is the early variety for you to grow. **Pkt. 5c; oz. 25c; ¼ lb. 75c.**

617—**Yellow Pear**—A small, pear shaped yellow tomato grown for preserves. **Packet 5c; ounce 25c; ¼ lb. 75c.**

618—**Yellow Plum**—Similar to Yellow Pear but better shape. **Pkt. 5c; oz. 25c.**


**Other Varieties**—We can supply any of the standard sorts, whether listed here or not. Send along your order.

For the best tomato of all, earlier than Earliana, as smooth as Stone, and as solid as Ponderosa, see **FIELD'S EARLY JUNE** on preceding page.

Tomato Plants. Field's Early June 6 for 25c, 12 for 40c, postpaid.

We prepay postage on all prices quoted above. See wholesale price list for large lots.

# Turnips



Early Milan.

Early turnips should be sowed, or better, drilled in, very early. You can't get them in too early. They will come on quickly and be ready to eat a couple of weeks before the early potatoes are. Late turnips can be sowed in July or August and will keep growing till the ground freezes. Use a pound of seed to an acre.

651—**Early Milan**—Best early. Tender and sweet and very early. Looks like the Old Purple Top Strap Leaf, but smaller and earlier.  $\frac{1}{2}$  oz. 5c, oz. 10c,  $\frac{1}{4}$  lb. 30c.

652—**Early White Milan**—Just like the above but pure white in color. Same size, quality and earliness.  $\frac{1}{2}$  ounce 5c, ounce 10c,  $\frac{1}{4}$  pound 30c.

653—**Purple Top Strap Leaf**—This is the old standby for late sowing. Large, sweet and fine grained. If you want a large lot write for special prices.  $\frac{1}{2}$  ounce 3c, ounce 6c,  $\frac{1}{4}$  pound 15c.

654—**Purple Top Globe**—Same as the above, but slightly deeper shape. Yields heavier on account of it.  $\frac{1}{2}$  ounce 3c, ounce 6c,  $\frac{1}{4}$  lb. 15c.

655—**White Globe**—Much like Purple Top Globe, except that it is pure white. Very large and handsome. Does not get pithy.  $\frac{1}{2}$  ounce 3c, ounce 6c,  $\frac{1}{4}$  lb. 15c.

656—**Ruta Baga or German Sweet**—Yellow flesh, very large. Should be set thin like cabbage.  $\frac{1}{2}$  ounce 3c, ounce 6c,  $\frac{1}{4}$  lb. 15c.

666—**Kale or Green Kale**, as my German friends call it—grown for greens. Looks like loose green curly cabbage leaves. I can furnish either the tall or the dwarf. Pkt. 5c, ounce 15c.

667—**Kohl Rabi**—Or Turnip Rooted Cabbage. Tastes like a turnip but sweeter. Packet 5c, ounce 20c.

668—**Mustard**—This makes the best early greens that can be found and it is very easily grown. The improved sorts are very valuable. I can supply Chinese Curled, White, Black, Giant Southern and the new Ostrich Plume. Any variety, packet 5c, ounce 10c.

669—**Parsley**—Moss curled. For seasoning. 5c.

670—**Rhubarb or Pie Plant**—I have the finest strain of this that I ever saw. It was brought here originally from the east, and is different from any I have ever seen. The stalks are very red, very large and very tender. It is much like the Victoria, but larger and slightly redder. I can supply either seed or plants of my own growing. Packet 5c, oz. 15c,  $\frac{1}{4}$  lb. 50c, all postpaid; plants \$1 per dozen, postpaid.

671—**Sage—Mammoth or Broad Leaf**—The best sort, packet 5c.

672—**Spinach—Bloomsdale Savoy**—The best variety, pkt. 5c. Special price on large lots.

673—**Sunflower—Mammoth Russian**—Grown for chicken feed.  $\frac{1}{2}$  pint 10c, pint 20c. Ask for special prices on large lots.

674—**Tobacco**—Grow your own supply and be independent of the trust, packet 5c.

## Herbs

675—**Anise**—Seeds have a very agreeable aromatic taste, pkt. 5c, oz. 10.

676—**Balm**—For making balm tea. Pkt. 10c, oz. 25c.

677—**Basil, Sweet**—For flavoring soups, stews, etc. Pkt. 5c, ounce 15c.

678—**Borage**—Leaves used for flavoring. Packet 5c, ounce 15c.

679—**Caraway**—Seeds used for flavoring bread. Pkt. 5c, ounce 10c.

680—**Coriander**—Seeds used in confectionery. Pkt. 5c, ounce 10c.

681—**Castor Oil Plant**—Seeds are pressed to obtain oil. Pkt. 5c, ounce 10c.

682—**Cress**—Upland. Grown early in the spring for seasoning and for greens, packet 5c.

683—**Dill**—Sown for Dill pickles. Pkt. 5c, ounce 10c.

684—**Garlic**—Tastes like onion, only more so. Bulbs each 5c, pound 30c.

685—**Hoarhound**—For seasoning and cough remedy. Packet 10c, ounce 20c.

686—**Lavender**—Used largely as a perfume. Pkt. 5c, ounce 25c.

687—**Leeks**—Large Flag, packet 5c.

688—**Marjoram, Sweet**—For seasoning. Packet 5c, ounce 15.

689—**Summer Savory**—Used for seasoning, pkt. 5c.

690—**Thyme**—Leaves and young shoots used for seasoning. Packet 5c, ounce 20c.

691—**Wormwood**—Used medicinally and for poultry. Packet 5c, ounce 20c.

## MUSHROOM SPAWN

We import the best English spawn and you cannot get better anywhere. The spawn comes in bricks weighing about 20 ounces. These should be broken up in pieces about as large as a walnut and planted 8 inches apart each way in the bed. Price, per brick 35c, postpaid, or 3 for \$1.00.



We prepay postage on all prices quoted above. See wholesale price list for large lots.

# Strawberry Plants

I have been growing strawberries for market for a good many years, something over 20 years in fact, and long before I was in the seed business I was selling strawberry plants. I always had better strawberries than my neighbors, and they all came to me for plants. I still grow lots of berries for market and lots of plants to sell. See the photographs of my field. Did you ever see a nicer, healthier, hardier looking lot of plants.

The plants should be set very early in the spring; April is best, and if the ground is in good condition they are almost sure to grow. With good care by fall they will make a growth that will cover the ground as you see mine have done. Then in the winter, after the ground is frozen, mulch them well, and next summer you will have berries to burn. I have had them make a quart to every four feet of row at one picking.

They will do well on almost any fairly good ground, but of course do better the richer the ground is. You can't get it too rich for them. Have it fall plowed if possible. Don't bother with fall setting. It is never a success here.

Set the plants a foot to a foot and a half in the row, and the rows any convenient width for tending. They will cover the ground all right the first season.

Every man who has a patch of ground as big as a blanket ought to have all the berries he can use. He can grow them as easily as not.

I have tried over 150 kinds of strawberries, and then settled down to just one kind, the **Senator**, and the new patch is all that, solid. As it is a perfect blossomed sort it can be set alone, and needs no other kind with it. It is positively the best berry I have ever seen. It is large, dark red, fine quality, and above all it is an enormous yielder. It will make more berries and stand more grief than any kind I ever saw. It is as hardy as blue grass, and is fully able to spread and take care of itself. It don't need any petting. Just set it out and keep the weeds out till it gets a fair start, and you will have all the berries you want. I am setting acres of it solid for market, after watching it carefully for three years.

**PRICES—\$1.00 per 100 postpaid; 300 for \$2.50 by prepaid express. Special prices on large lots by freight or express at your expense. I have lots of plants and will be glad to talk to you about big lots.**

Plants are young, vigorous and healthy. Fresh dug on day of shipment, and carefully packed.



My Field of Senator Strawberries six months from setting. Did you ever see healthier, nicer plants?

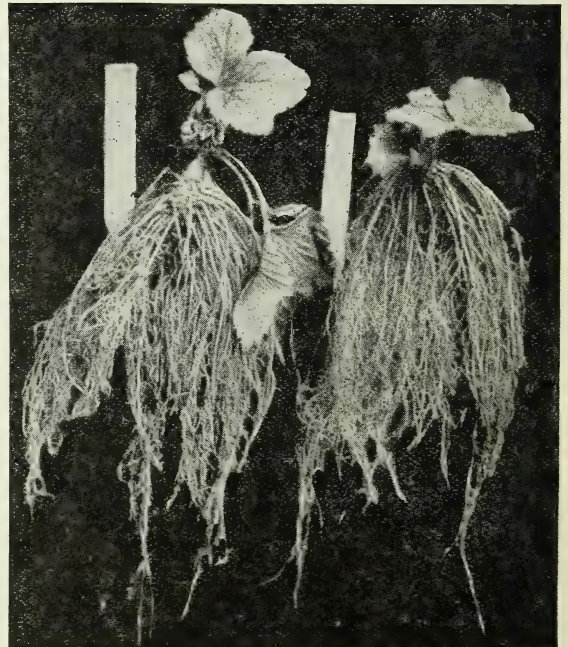
## How to Grow Strawberries

Every man who has a patch of ground as big as a blanket ought to have all the berries he can use. He can grow them as well as not. They will do well on almost any fairly good ground, but of course the richer the ground, the better. You can't get it too rich for them. It is a safe rule to follow, to plant them on any ground that would make a good big crop of potatoes. If it is too dry, or too thin, or too hard to grow a good big crop of potatoes, don't put in strawberries. Have the ground fall plowed if possible, but don't bother with fall setting. It is never a success in my experience unless you have potted plants, and even then, it is not as good as spring setting. The plants should be set very early in the spring, April is best, and if the ground is in good condition, they are almost sure to grow. With good care by fall they will make a growth that will cover the ground.

Then in winter after the ground is frozen, mulch them well with any convenient mulching material that is free from seeds. This mulching is to protect the plants from the alternate thawing and freezing and also to keep the ground cool and moist in spring and summer. Do not rake it off in the spring, but shake it up so the plants can see through, and they will grow right up through it. The mulching will keep the ground cool and moist and keep the weeds down.

You will get practically no berries the season you set them, but the next summer you will have berries to burn. You can generally count on a quart of berries for each plant.

Set the plants a foot to a foot and one-half apart in the rows and make the rows any convenient width for tending. For field culture, the rows should be four feet apart, but in the home garden two feet is wide enough.



Some of our Strawberry Plants.

# Rhubarb or Pie Plant

(Wine Plant)

We have the best variety of rhubarb that I have ever seen. It is the strain that is sometimes sold as Wine Plant. The stalks are very large, quite red in color, very tender and mild in flavor. It is early, hardy and just right in every way. We have no special name for it, but it is somewhat similar to the variety sometimes sold by nurserymen as Victoria, but in my opinion better. It was brought to this country by some of the early settlers and is well known in this neighborhood. We have increased it both by dividing the clumps and by growing seedlings and it comes equally true either way. The plants can be set either fall or spring and live very easily. They can be shipped safely by mail or express to any part of the country. **Price delivered postpaid or by prepaid express each 10c, 3 for 25c, 12 for \$1.00. By express, customers expense, doz. 75c, 25 or over 6c each. Rhubarb Seed, Pkt. 5c, oz. 15c.**

## Horse Radish

**Marliner Kren or Improved Bavarian**—This is an improved variety of horse radish from Bavaria which is being rapidly adopted all over the United States as the standard variety. It is larger than the old fashioned kind, makes much smoother, heavier roots, and is supposed to be of superior flavor. The yield is generally more than twice that of the old variety and is much more available for use as it grows so much smoother. It can be grown from either cuttings or crowns. The crowns are the top portion of the large roots and will make a big hill the first year. The cuttings will each one make a single plant of medium size the first year. **Large crowns each 10c, 12 for 75c postpaid. Cuttings, 25c per doz.; \$1.00 per hundred postpaid. Ask for special prices on large lots by express.**

## Asparagus Plants

Asparagus plants can be grown from either seeds or plants, but by growing from plants you get from one to two years start and you are more sure of a perfect stand. The plants should be set very early in the spring or else late in the fall. We generally put them in rows three feet apart, with the plants one foot apart in the row, and about four inches below the surface. Any good rich soil will do, the richer the better. It does not need to be trenched or ridged as some suppose.

**Asparagus Plants by Mail** These plants are strong yearlings, the size usually sold as two year. This is the best size to set.

**Columbian Mammoth White**—Dozen 20c, 25 for 30c, 100 for \$1.00, postpaid.

**Bonvalettes Giant**—Doz. 25c, 25 for 40c, 100 for \$1.50, postpaid.

**Asparagus Plants by Express** 100 for 50c, 200 for \$1.00, \$4.00 per 1000.

**Bonvalettes Giant**—100 for \$1.00, 200 for \$1.75, \$7.50 per 1000.


300 or over at the 1000 rate, and 30 or over at the 100 rate.

## Sage

**Mammoth Broad Leaved**—I have a few hundred plants of the large broad leaved German Sage which I can supply while they last at 10c each or 3 for 25c postpaid.

## THE HARDY CATALPA---CATALPA SPECIOSA

I have secured a limited amount of seeds and plants of the genuine hardy Catalpa. The Western or tall growing hardwood variety. The seed was gathered from one of the big U. P. Railway plantations in Kan-



Asparagus Roots of My Own Growing.

## Small Fruit Plants

The plants and shrubs listed below are not of my own growing, but are grown by the large nurserymen here. Their grounds join ours and we can fill your orders from their stock to good advantage. Can supply practically any of the standard sorts at the prices given below, but special rare varieties will of course cost more. These prices are for standard varieties, packed for shipment. Express or freight at your expense. Ask for special prices on large lots, naming the varieties and amounts you need.

	Each	10	25	100
Raspberries .....	.05	\$.30	\$.60	\$2.00
Blackberries .....	.05	.30	.60	2.00
Dewberries .....	.05	.30	.60	2.00
Grapes 1-yr. ....	.10	.65	1.25	5.00
Grapes 2 yr. ....	.15	.85	2.00	7.50
Currants 1 yr. ....	.10	.65	1.25	5.00
Currants 2 yr. ....	.15	.85	2.00	7.50
Gooseberries 1 yr. ....	.15	1.25		
Gooseberries 2 yr. ....	.20	1.75		
Roses 2 yr. field grown....	.35			
Spireas. ....	.25			
Clematis .....	.35			
Honeysuckles .....	.25			
Wistarias .....	.25			
Hydrangeas .....	.25			

5 or more at 10 plant rate.

### ASK FOR NURSERY CATALOGUE

We have a special Nursery Department listing anything that is wanted in trees, plants, shrubs of any kinds. The two big wholesale nurseries here at Shenandoah are both stockholders in our company, and through our connections with them, we can furnish the very best of stock at reasonable prices. We handle considerable of this business, principally on special quotation by letter, but it is probable that this winter we will get out for the convenience of our customers a special catalog of high-grade nursery stock. You can rest assured we will ship nothing but the very finest of stock, first-class and true to name in every way. Write for special prices on anything you want in nursery stock, or write for our catalog.


sas, by a man here. He divided the seed with me. **Good healthy, strong seedlings, \$1.00 per 100 postpaid, or 300 for \$2.50 by prepaid express. Ask for price on large lots. Seed \$2.00 per pound. Oz. 25c.**

# SEED POTATOES

I have always been a heavy grower of potatoes and have made more money at it than any other branch of farming. One year with another I have made them average twice the number of bushels to the acre that I could have had of corn, and they always sell for more a bushel than corn. I have experimented a great deal with different varieties of potatoes, trying all the new ones as they came out and have had as many as 50 varieties growing at once, but I find that the list of really good paying sorts is limited and that many of the much advertised kinds are not much good. I have sifted the list down to the ones offered here, and I think they cannot be beaten, at least for this western country. I list mostly early ones, because it is on the early potatoes that we must depend mostly for a sure crop. Late ones make a big crop sometimes, but the early ones always do. For cultural directions, ask for my leaflet on potato growing.

**Price of Potatoes** Any variety: Peck, 50c; ½ bushel, 90c; bushel, \$1.65; packed in paper lined barrels or boxes at 10 cents per bushel extra.

**White Early Ohio** This potato, which is a white seedling of the Early Ohio, is in my opinion the best of all early potatoes. It is a true Ohio of the best type in all except color, which instead of being pink, as in the parent, is a beautiful creamy white with pink eyes. Just imagine the smoothest, nicest Ohio you ever saw, but with the color of the old Peachblow, and you will have a good idea how it looks. In earliness there seems to be no difference between it and the Ohio, the White Ohio being a little bit the earliest if anything, but in yield it has a decided advantage. While the potatoes are not much larger, there are more in the hill, and the yield with me this summer was about 20 per cent greater. This may not seem very much but when you consider that it meant over a hundred bushels difference to the acre in some fields, you will see it was quite an object. In 1902 I had two varieties side by side and both were from Red River grown seed so they had an equal show. In the best side of the field an acre of the Ohio made over 400 bushels, while an exact acre of White Ohio alongside made the remarkable yield of 577 2-3 bushels by actual weight. A good big car load. Think of it. This was not a small test from a few hills, either, but a measured acre, hauled across the scales. Of course it was due partly to the splendid



**Extra Early Ohio—Red River Grown. The Standard Early Potato.**

potato weather we had, and I used the best seed I could get, but I do not believe there is another variety of potatoes going that would do it. I had eight acres of them in all and they made a little over 4,000 bushels. It's the new vigorous blood that does it. The Ohio is all right, but it takes a new healthy variety like this to make such records. **For Prices see above.**

**Red River Rose** The best type of the old Early Rose. Probably none of our present day varieties of potatoes are as fine as the old Early Rose was in its day. It is no use talking, we can't beat it. But it seemed to run out, and is now almost a memory. There are several good seedlings of it however, and the best one of the lot is the one that is grown by the potato men in the Red River Valley. They call it simply the Red River Rose, but it is practically what the old Early Rose was at its best. Medium early in season, large size, pinkish white, rather long, great yielder, and fine quality. I get my seed of it in from the north, and it is fine stuff. **For prices see above.**

## Red River Grown Seed Potatoes


We use and recommend exclusively Red River grown potatoes for seed. The district referred to is the valley of the Red River of the North between North Dakota and Minnesota. For some reason it grows the finest seed potatoes on earth. I have my seed grown there on contract every year and that is what I offer you.

The potatoes from there do not look specially different from any other potatoes, but they show a big difference in the crop. Earlier, closer in the hill, less small potatoes, and freedom from blight or rot.

They cost me more than other seed, but are worth three times as much to you. Be sure you get genuine Red River seed. Common northern stock is sometimes shipped instead.

## Ask for special prices on large lots.

Our prices do not include freight or express, but potatoes get a low rate of freight, and the charges will be very reasonable. See table of freight rates in corn department. The rate would be about the same on potatoes.



**Red River Rose—The best seedling of the Old Early Rose.**

**The Banner** A good potato, large handsome and very prolific. It has a slightly russet skin with a creamy white color. Its shape is a little oblong and slightly flattened (cooking through easily.) The eyes are few and very shallow, thus securing economy in paring. It seems almost entirely blight and scab proof. It is always smooth and regular in form with never any prongs. Although it resembles Carman No. 3, Sir Walter Raleigh and Rural New Yorker, I consider it better than any of them. It is of much better quality than any of them; and in fact, better quality than any late potato I know of. It is not quite so late as others of the Rural type, and is slightly different in appearance, being more russeted. It is absolutely the smoothest potato known, as is shown by photo herewith. It is a splendid keeper and an enormous yielder of all big po-



The Banner—Best main crop potato.

tatoes. When you add to this its superb quality, what more can you ask? My stock is very fine, all big fellows, and smooth as eggs.

### Extra Early Ohio

This has been the main standby for a potato crop here in the corn belt for 15 or 20 years now and probably no potato has ever had so long a run of popular favor. It has been allowed, however, to get mixed and run out in many cases, and in such cases it is necessary to get new stock, new blood, free from scab or mixture. I have always taken great pains with my Ohios, getting in the best stock I could find, and I think I can please you. Try them. My seed is Red River Grown and you know what that means. **Prices on opposite page.**

**Freight and Express Rates** on potatoes are reasonable. They take a low rate of freight, and the express companies give them a rate of 20 per cent less than ordinary merchandise. Amounts below a bushel are usually about as well by express. Larger lots should go by freight. Your freight agent can give you the exact rate or I can find it for you here.

**Time of Shipment**—I can ship any time you order them out, but if it is too early you will have to take your own risk of freezing. Ordinarily I ship first part of April. Bags and small boxes free. Paper lined barrels 10 cents per bushel.

**Scabby Potatoes**—I don't have them. My stock is all free from this pest. It is bright and smooth, well sorted and first class seed in every way, the best that I know how to grow. Absolutely pure and free from mixture. If your potatoes are running out, get a start of fresh new blood.

**Potatoes by the pound**—I do not like to sell them that way, as it does not give enough for a fair start, but if you are too far away for freight or express shipment, it is your only chance to try my seed, and I would hate to have you slight me entirely. I will mail postpaid, any variety, **1 lb., 20c; 2 lbs., 35c; 3 lbs., 50c.**

### To Prevent Scab

Scab on potatoes is contagious, and if you plant seed that has been infected with it, the crop is sure to be scabby unless you dip the seed. After it has been dipped, if it is planted on ground that is free from scab, the crop will be clean.



Some fine Banner potatoes grown by one of our customers.


Here is the formula I use:

Dissolve one-fourth pound of pulverized corrosive sublimate (mercuric bichloride) in a bucket of hot water. Add 30 gallons of water and immerse the potatoes in it for from one to two hours. This should be done before cutting. The potatoes can be cut at once after taken out of the solution or can be dried first. The solution must be mixed and kept in wooden vessels, as it eats metal. It is poisonous to eat or drink, but will not hurt the hands to work in it. The solution and any potatoes that are left over should be buried to avoid accidents.



White Early Ohio—The best Early Potato.

# The Pure Clover Seed Question



## Henry Wallace on Clover

Written especially for Henry Field

If you live anywhere in the corn or spring wheat belt grow clover.

If you wish to maintain the natural fertility of your soil, you must grow clover or some other leguminous crop as a part of your rotation.

If you wish to get the most out of your corn when fed to live stock, especially to young stock and to cows giving milk, you should have clover hay to feed with the corn, and the way to get it is to grow it.

If your land is too wet for cultivation, the best kind of clover to grow is Alsike. If your land is thin and needs fertilizing, the best clover to grow is Mammoth. If your land is good and you want a meadow, sow common red clover and timothy. If you want a pasture sow the three kinds of clover named and in addition blue grass and white clover.

If your land is so nearly worn out that it will not grow Red clover or Mammoth clover, sow Alsike, then put some lime on it and when the ground gets rich enough sow the common Red clover.

If you wish a good stand of clover, you must sow it on a well prepared seed bed, using eight pounds of Red or Mammoth to the acre and four pounds of Alsike.

Be particular in buying your clover seed, much of it contains very bad weed seeds.

Having secured your seed and prepared the seed bed, sow the clover and cover it deep enough to secure moisture but not so deep as to exclude the air. Remember that clover, like all other seeds, requires heat, moisture and air to germinate.

If you grow winter wheat sow the clover as early in the spring as the ground will work and immediately harrow it in. This will not hurt the wheat. If you want to sow clover on rye handle it the same way. If you sow clover with oats, cultivate in the oats then sow the clover and harrow thoroughly. In sections where the soil is rather light, you can sow the clover seed with the oats, but on heavy soil there is danger of covering the clover too deep.

HENRY WALLACE.

**Clover Farming.**—By Henry Wallace, editor of Wallace's Farmer. A concise, condensed handbook on Growing Clover for Hay, Seed and Fertility. Price, paper cover, 25 cents, postpaid.

There is no bigger question before the farmers right now than that of pure clover seed. The country is rapidly getting filled up with bad weeds, and unless we can call a halt somehow, it will soon be an impossibility to get really pure clover seed.

The trouble is, so many farmers will buy an inferior grade of seed because of a little difference in the price. They think it is all about the same and one lot is higher because the holder wants more profit. Now, the fact is, that the big profits are made on the low grade seed. It is easier to take seed worth \$6.00 wholesale and retail it at \$8.00, than it is to take seed worth \$9.00 wholesale and retail it at \$10.00. Any dealer will tell you so, if you can get him to admit the truth.

Now, here is what I am getting at: There is no sense in buying poor clover seed and no need of it. If you will spend 50c on a small microscope, or a few cents on postage stamps getting samples and sending them to your state experiment station, you will learn a heap about clover seed. Don't buy any seed, even from a neighbor's farm, without strict examination. The bad weeds are getting to be everywhere nowadays, and you are liable to get them where least expected.

The worst offenders are the dealers in small towns who handle clover seed as a side line. They know very little about it and care less, just so they can make a good profit on the seed. There are wholesale dealers who are looking for just this kind of customers, and they load them up with this devilish imported cull seed and the merchant offers it to the farmer at a tempting price. The regular seedsmen, having a knowledge of the business, fine machinery for cleaning seed, and a reputation to maintain, are more likely to have pure seed.

Now listen: Get a sample from each of your home dealers, and some from regular seedsmen. Send them all in to your state experiment station, or put them under the glass yourselves, and then buy where you can get seed free from weeds. Buy only on a guarantee of purity. I will gladly furnish a sample of mine for this test.

You get more clover seed to the dollar in the high grades anyway, to say nothing of the freedom from weeds. The low grades are all full of dead seed and trash. You can see easily under the glass that lots of them are not more than half good clover seed, and lots of the rest is downright calamity, about as dangerous as dynamite.

In one sample lately that was being offered by an implement dealer in a small town at \$8.00 per bu. I found two kinds of dodder, two of dock, three of thistle (including the dreaded Canada thistle), both kinds of buckhorn, and a lot of weed seed that I don't know and hope I never will know. As a rule the implement dealers in the small towns are worse offenders as they are not posted on clover seed, but many seedsmen who ought to know better are sending out such stuff. It ought to be made a penitentiary offense. I told one seedsman friend of mine that he ought to get 60 days for selling such stuff, but he insisted that the farmers wanted something cheap and he had to give them what they wanted.

If that's the case, all right, but you'll have to go to him for it. I won't sell it. The seed I offer is subject to inspection and test. If it don't look good when you get it, ship it back at my expense and you can have your money back. This applies to all kinds of seeds. I have mentioned clover seed specially as the most important, but the same holds good with all of them.

**An Index to Weed Seeds**—I print below a drawing showing all the more important weed seeds likely to be found in clover. Refer to it when you are looking over samples. It is loaned to me by Wallace's Farmer, and is very valuable.



Common Impurities of Clover Seed: Description of Figures

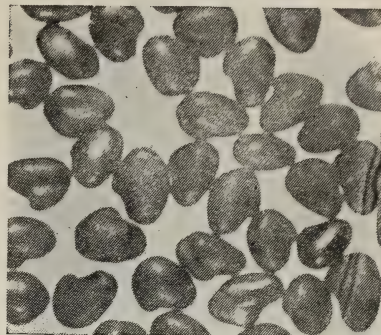
- 1, bracted plantain; 2, black-seeded plantain; 3, ragweed; 4, ox-eye daisy; 5, red clover seed; 6, catmint; 7, crabgrass; 8, field dodder; 9, sorrel; 10, dog fennel; 11, chickweed; 12, lamb's quarter; 13, green foxtail; 14, prickly sida; 15, vervain; 16, madder; 17, yellow foxtail; 18, clover dodder; 19, heal-all; 20, yellow trefoil; 21, spurge; 22, curled dock; 23, lady's thumb; 24, Buckhorn, rounded face, grooved face shown in 29; 25, mustard; 26, alsike clover; 27, ox-tongue; 28, pigweed; 29, buckhorn; 30, Canadian thistle; 31, campion; 32, wild geranium; 33, peppergrass; 34, eamomile; 35, mallow.



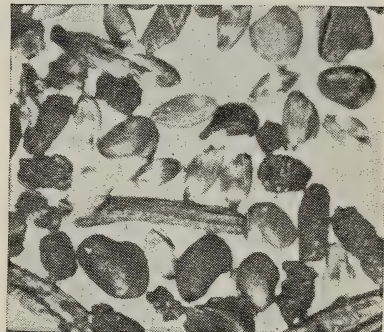
# Clover Seed

## WHAT THE MICROSCOPE SHOWS.

Sample of clover seed magnified 10 times.



Pure clover seed. Large, plump, even size, and no weed seed or trash.



Trashy clover seed, full of all kinds of weed seeds and miscellaneous calamity.

**NOTE**—At the time this book goes to press prices on this class of seeds are in an unsettled condition. I want to make the lowest possible price to you, so don't depend on the prices given here; but write in and ask for the latest. Ask for free sample too.

We handle none but a fancy grade of clover seed and any quotations you may get from us, whether so specified or not, are based on the very highest quality.

**Sold Subject to Test** All our clover seed, and in fact all our grass seed, is sold subject to state or national test. If not perfectly satisfactory in every way you may return the seed at our expense and we will refund the money paid for it.

**Safe Arrival Guaranteed** We pack clover seed for shipment in the very best of sacks and generally double sack it. We guarantee safe arrival in any part of the United States, and will stand good for any loss that may occur in shipping. **Insist on Tested Seed.** All our clover seed is re-cleaned and sold subject to Government test. I advise you most strongly to buy only that grade of seed. If you don't want to buy it of me, you can get it of some other seedsman, but don't take low grade seed and don't even buy from your neighbor unless the seed is thoroughly re-cleaned and has been examined for weed seeds. Sometimes you will find weed seed where you least expect it right among your closest neighbors.

**Medium Red** This is the most popular of all the clover family. It is what is commonly called Red Clover or June Clover and is the variety grown all over the United States. It grows to perfection here in Iowa and the seed grown here is the best in the world. It is bright and plump and almost universally free from bad weed seeds of all kinds. We have had a splendid crop of clover seed this year and can offer special inducements in the way of prices. Considering the high quality of the seed we offer, we can give you better value than almost anyone in the country. It is impossible to tell at this time exactly what the price will be as at the time this page goes to press the market is very unsettled, but it looks like the seed would be reasonable in price this year. Write for free samples and special wholesale prices. **Prices subject to change.**

**Mammoth Red Clover** This is a larger later variety of clover, somewhat resembling the ordinary medium Red or June Clover. It is much ranker in growth, and for that reason is not suited to rich land, or even average good land, as it grows so rank and coarse that it is impossible to cure it. It is sometimes of value on thin land where other clover will not grow. It will also stand extremes of heat, wet or cold better than ordinary clover. It generally ranges in price about same as ordinary clover or from 25c to 50c per bushel higher. **Price subject to change.**

**Alsike Clover (Swedish Clover)** This looks like a hybrid between red and white clover. It has a bloom somewhat like white clover but more pink in color. It is especially suited to low wet land where red clover will not thrive. It will grow on land that is almost a swamp and will in time dry out the land and sweeten it up so that other clover can be grown on it. It will also grow on thin sandy land or on stony hillsides where red clover would not catch. The seed is very small and goes much farther than ordinary clover. **Price subject to change.**

**White Clover (Dutch Clover)** This is the low, creeping clover that is used so much on lawns and in lowland pastures. It is the hardiest of all clovers, will grow anywhere and is of considerable value especially in pastures.

**Crimson Clover** This is an annual clover that is used widely in the South and in the eastern states for fall sowing.

## Amount of Clover Seed to Sow per Acre

Here is a table giving my experience of the best amount of clover seed to sow:

Red Clover alone	12	lbs. per acre
Red Clover with Timothy	8	" " "
Mammoth Clover alone	12	" " "
Mammoth Clover with Timothy	8	" " "
Alsike Clover	5	" " "
White Clover	4	" " "
Crimson Clover	25	" " "
Alfalfa	20	" " "

\*\*\*\*\*  
**We Buy Clover Seed**  
 ♦ If you have seed to sell, send ♦  
 ♦ us a sample of it, and if its good ♦  
 ♦ stuff we will try to buy it. We ♦  
 ♦ can't use low grade or trashy ♦  
 ♦ seed. ♦  
 \*\*\*\*\*

## Probable Prices on Clover Seed

It is hard to tell at this time just what clover seed is going to be worth, but here is my guess on it, and I think the prices will not be very far from these figures either way for very purest and best seed.

Red Clover	.....	\$10.00 to \$11.00 per bu
Mammoth Clover	.....	10.00 to 11.00 " "
Alsike Clover	.....	10.00 to 11.00 " "
White Clover	.....	11.00 to 12.00 " "
Alfalfa	.....	11.00 to 12.00 " "
Crimson Clover	.....	5.50 to 6.50 " "

You had better write for prices before sending in your order but if you haven't time to write, just send along your order and we will fill it at the lowest prices we are filling for anyone, and write you whether you have sent too much or too little. In ordering it might be well to say whether you wish us to fill the exact number of bushels you order and refund or call on you for the balance, or whether to fill for the amount of money you sent, varying the quantity to fit the price.

**Clover Seed by Mail** We often get inquiries for small amounts of clover seed to go by mail or prepaid express. Here is about what you can figure on for cost.

Mammoth Clover	.....	25c per pound postpaid
Red Clover	.....	25c " " "
White Clover	.....	30c " " "
Alsike Clover	.....	30c " " "
Alfalfa	.....	30c " " "

The postal limit is four pounds to the package but we can divide it up into separate packages and so send any amount of it by mail. Also we can send by prepaid express at the same rate, anywhere in the United States.

# ALFALFA

I am convinced that most of the farmers of the United States are missing a good thing in not growing alfalfa. In some sections it is grown heavily, but in nine-tenths of the country it is hardly known. I have been trying it here and watching it on the farms of my neighbors, and I have had a great deal of correspondence with customers in other states who have tried it, and I have come to the conclusion that there is hardly a locality in the country where it cannot be grown.

As I wanted to give my people the best possible information on the subject I prevailed on Secretary Coburn of Kansas to write an article especially for me. This article is worth \$50.00 to any man who will follow it up. Read it through several times. I have also published it in pamphlet form and will be glad to send extra copies on request.

## How to Get Good Alfalfa Seed. Probable Cost.

You notice that Coburn says, "Success cannot come except good seed is used. Much of that on the market, especially imported seed, has been adulterated or is so mixed with weed seeds that it would be dear as a gift." And so on. Better read it again.

He don't make it a bit too strong either. I have seen samples of alfalfa seed that would be ten dollars an acre damage to a man if he got it for nothing. Full of dodder, buckhorn, dock, lambs-quarter, and the Lord only knows what kinds of calamity. Don't touch it.

You don't have to buy that kind of seed. Get you one of these little old fashioned three-legged microscopes that sell for fifty cents, and examine closely every sample of seed offered you. If you see anything suspicious in it, leave it alone. You can get the good seed if you insist on it.

I handle only the best possible grade of seed, and sell it subject to approval. I get it direct from the growers in the best localities—no imported seed in mine. I ship it on the understanding that you can put it to any test you wish, and if not satisfactory you can return it at my expense and have your money back. Now, if you want any better proposition than that, write it yourself.

**Price of Alfalfa Seed, subject to market changes, 20 cents per pound, \$20 per 100 pounds, \$12 per bushel. New white bags weighed in free. This is for a guaranteed grade, sold subject to inspection and rejection. It is guaranteed to pass all state or national pure seed laws. Write for free sample and latest price.**


## Alfalfa Seed by Mail

If you want a few pounds of Alfalfa seed to experiment with I can send it by mail or prepaid express at 30 cents per pound. Try a small plot.

**Special Offer**—I will send 20 pounds of the very best seed (sufficient for an acre) by prepaid express anywhere in the United States, for \$5.00. This will give you a chance to try an acre and see what it will do.



Harvesting Alfalfa on the hill ground back of my house. This was the second of four cuttings that averaged over two tons to the acre each time, or over eight tons for the season. Similar results may be had anywhere in the corn belt.



## F. D. Coburn on Alfalfa

(Copyrighted by Henry Field, 1906.)

If you have so much as two acres of land and a cow, you need to raise alfalfa. If you have more land and more live stock, your need for it is still greater, because it is the most productive, nutritious and profitable forage crop known. It has no peer and no rival.

If you have been persuaded that it will not grow in your neighborhood or your state, don't believe it, you can't afford to accept any such dictum. Try it faithfully for yourself, for ten years, and reach your own conclusions instead of taking those of someone else, second-hand. If it fails, the reflection is likely to be on you rather than on the alfalfa.

There are really few soils or localities in any agricultural region, east or west, where alfalfa will not prosper if decently treated. Only those who don't know alfalfa, or who expect something for nothing, are incredulous about it. Those who know it best are the ones who swear by it, and plant more.

If you haven't time or inclination to put your seed bed in the finest possible tilth before sowing, smooth and fine on top, somewhat compacted—not mellow,—below, and free from weeds, don't bother with alfalfa. It would disappoint you.

No matter where you are or what your soil conditions, success cannot come except good seed is used. Much of that on the market, especially imported seed, has been adulterated or is so mixed with weed seeds that it would be dear as a gift. This means it is safe to buy seed of only a reputable dealer whose name and guarantee stand for something. Get samples early, grown as nearly in your own latitude as possible, and test them; if more than ten per cent fails to grow don't buy it; something is wrong. Nothing is more expensive than "cheap" seed, and choice seed—the only kind worth sowing—always commands a good price, and is worth it.

Sow, without a nurse crop, twenty pounds to the acre, broadcast or with a drill, cover not less than an inch deep and keep live stock from grazing on it for two years; when small it is very tender and easily destroyed. If the plants do not look thrifty, or weeds spring up, use the mower.

F. D. COBURN.

# Other Grass Seed

**NOTE**—At the time this book goes to press prices are in a very unsettled condition. I want to make the lowest possible price to you, so don't depend much on prices given here but write in and ask for the latest.

On all varieties of grass seed. I follow the same policy I do on clover and alfalfa and handle nothing but a guaranteed or fancy grade. It is all sold subject to state or national test and is the very best it is possible to procure.

**Safe Delivery Guaranteed** On all grass seed we guarantee safe delivery. If shipment arrives in bad order, we will make good any loss upon receipt of the proper papers for making out a claim for damage. We will make it right with you and then settle with the Railroad Companies ourselves.

**Timothy** There is lots of timothy seed grown here, and just east of us they raise thousands of acres, so we are in good shape to supply you seed. We reclean it and grade it up carefully and give you the strictly fancy article. We guarantee it free from Red Top and free from dangerous weeds. **Price subject to change, \$2.25 per bushel.**

**Timothy Alsike Mixture** A great deal of alsike is grown mixed with timothy. The seed being the same size, it is impossible to separate the two, so the seed is sold mixed that way. It is just right to sow for a mixed meadow and is much cheaper than buying the two separately and mixing them. It generally runs about two parts timothy to one part alsike, but different lots will show different proportions of the two. It is the natural mixture and if we had to buy the two varieties separately and mix them, it would cost much more. **Price, subject to change, 10c a pound, any amount.**

**Kentucky Blue Grass** This is the best natural pasture grass known. It makes a thick, luxuriant growth that is good from early spring to late fall. This seems to be a natural blue grass country here, and the seed grown in this region is the very finest. We also get considerable quantities of the seed direct from the growers in Kentucky. The seed used to be sold always in the chaff, but cleaning machinery has been perfected now so that it is cleaned to solid seed. The standard weight is still fourteen pounds per bushel, but the seed is really heavier than that, so it is generally sold by the pound. **Price, subject to change, 16c per pound. (\$2.44 per bushel.)**

**English Blue Grass** (Meadow Fescue.) Not a true blue grass but very similar in growth. Coarser and taller and is especially suited to the conditions in Nebraska and Kansas. Comes on very early in the spring and makes a good crop either for hay or pasture. **Price, subject to change, 16c per pound.**

**Red Top** A splendid grass for low wet land. Some of my neighbors who have river bottom land subject to overflow make a mixture of Red Top, Alsike, and Blue Grass and get splendid pasture with it. It is also good for



Red Top.

sowing in new timber pasture or on thin hillsides. If you have good, strong land that will grow timothy and clover, don't bother with red top, but if you have land where it is hard to get a stand of timothy or clover, then by all means, use Red Top. **Recleaned solid seed 15c a pound. Red Top Chaff (part seed and part chaff) 5c a pound.**

**Brome Grass** (*Bromus Inermis*)—Brome Grass is the hardest grass I ever struck to get a stand of. I have more complaints about Brome Grass than all the other grass seed put together. I have a notion to quit selling it. Sometimes it will come well and then sometimes it won't come at all. Something in the weather or the soil or the climate, I don't know what. Now, if you want Brome Grass, I will sell it to you, and I will sell you the best I can buy, but I will not guarantee it to grow. You will have to take your chances on getting a stand of it. **Price, subject to change, 11c a pound.**



Blue Grass.

**Orchard Grass** A valuable grass for pasture on hay land and especially good in new timber pasture. It furnishes the first green bite in the spring and the last in the fall. It is well suited to shady places, such as orchards and groves. Sow fourteen pounds per acre. **Price per bu. (14 lbs.) \$2.65.**

**Canadian Blue Grass** Somewhat similar to Kentucky Blue Grass but smaller and growing closer to the ground. Valuable in thin, stony land and for mixing with other grasses for a permanent pasture. **Price, subject to change, 12c a pound.**

**Miscellaneous Grasses** The miscellaneous varieties of grasses, I have so little call for that I do not always have them in stock, but can quote special prices on them if you want them and can procure them for you at any time.

Tall Meadow Oat Grass, Sweet Vernal, Creeping Bent Grass, Meadow Foxtail, Red Fescue, Sheep Fescue, Water Fescue, Crested Dog Tail, English Rye Grass, Italian Rye Grass, Wood Meadow Grass, Meadow Soft Grass, Hard Fescue.

**Grass Seed by Mail** Small quantities of the leading varieties of grass seed I can supply by mail or prepaid express at about the following prices:

Timothy, 20c a pound; Red Top, 25c a pound; Blue Grass, 30c, a pound; Orchard Grass, 30c a pound; English Blue Grass, 25c, a pound; Miscellaneous Grasses, 20c to 40c lb.

Boise, Idaho, Aug. 20, 1909.

Henry Field Seed Co., Shenandoah, Iowa.

Dear Sirs:—I am the lady that got the trio of Barred Rocks from you last spring. Well, I now have 90 young birds that are beauties, and my two hens are laying every day now, and I am awfully well satisfied with them. I will take some of them to the fair in October, will let you know how they stood at the fair. Everybody admires them, and to think I have 90 from two hens. Mrs. H. D. Goodman.



Meadow Fescue.

Bromus Inermis

# Pasture and Meadow Mixtures

Most of our Western farmers have not yet learned that pastures or meadow of mixed grass is far superior to clover or timothy alone. For either pasture or hay, best results are obtained from the use of grass seed in mixture. A number of species of grass will insure a much denser growth than the same amount of seed of one or two kinds alone and prove less exhausting to the soil as different grasses require different elements for their growth. Some kinds will do best in one season and some best in another. So with a number of varieties you have a chance for a crop in any kind of a season. I have studied the matter carefully and I believe I can fix you out with a mixture that will suit your conditions and do you some good.

**Permanent Meadow Mixture** Will make the best quality of hay, as the mixture contains such grasses as produce heavy growth and mature together. This mixture is one we send out for medium or average soils. If your soil is extra rich and strong, or especially wet, or thin and gravelly, or in some way is different from ordinary soils, let us know the conditions and we will vary the mixture to suit your requirements. Sow about twenty pounds per acre or in re-working an old meadow, use half this amount. **Price: 100 lbs. or over 12c a pound; less amounts at 13c a pound.**

**Permanent Pasture Mixture** Selected with a view to giving a succession of grasses coming on constantly from early spring through the dry summer weather and through the fall. It is permanent and keeps improving year after year. For new seeding use 20 lbs. per acre or for re-seeding an old pasture about 10 lbs. per acre. Contains Kentucky Blue Grass, Meadow Fescue, Orchard Grass, Alsike Clover, White Clover, Red Clover, Timothy and small amounts of other grasses. **Price: 100 lbs. or over 12c a pound; less amounts at 13c a pound.**

**Special Low Land Pasture Mixture** This mixture is intended especially for low, wet or overflow land where it is hard to get a stand of clover and timothy. It is made up mostly of all the varieties of clover and grass that succeed best in low moist land. Sow 15 lbs. per acre for new seeding or less amount for re-seeding. **Price: 100 lbs. or over 12c a pound; less amounts 13c a pound.**

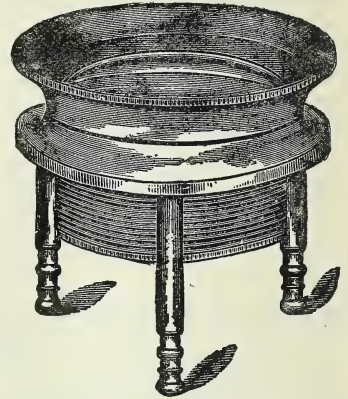
**Timothy Alsike Mixture** A great deal of Alsike is grown mixed with timothy. The seed being the same size, it is impossible to separate the two, so the seed is sold mixed that way. It is just right to sow for a mixed meadow and is much cheaper than buying the two separately and mixing them. It generally runs about two parts timothy to one part alsike, but different lots will show different proportions of the two. It is the natural mixture and if we had to buy the two varieties separately and mix them, it would cost much more. **Price: Subject to change, 10c a pound, any amount.**

**Quick Action Hog Pasture** Not permanent, but intended for quick results where you wish to get lots of

green feed as soon as possible for hogs and calves, or where you have odd lots of ground which you wish to put to use. Contains Barley, Field Peas, Rape and such quick coming annuals as will make luxuriant growth in from six to eight weeks. Can be sown very early in the spring and will be ready for pasture by the middle of May. For use later in the season, especially for sowing in July and August for fall pasture, we vary the mixture using more cow peas and soy beans and sorghum, as they are crops that will stand hot weather better. **Price: 100 lbs. or over 4½c a pound; less amounts, 5c a pound.**

## Microscope for Examining Grass Seed

Examine your own seed. This is the same kind of microscope we use in the different departments here at the seed house for examining small seed. It is the old fashioned three legged kind which is the most satisfactory kind for every day use that we have ever found. It is double lens and high power.




**Price:**  
50 cents each,  
postpaid.

**The Iowa Pure Seed Law** During the last few years there has been so much low grade, impure and adulterated clover, alfalfa and grass seed shipped in from Europe, Canada and from other States of the Union that the Iowa farms were in danger of being permanently seeded down to the worst kind of weeds. In order to stop the practice as much as possible a number of the best seedsmen in the State secured the passage in the legislature of a bill prohibiting the sale by Iowa dealers of impure and adulterated grass seed of any kind. We ask your help and co-operation in the enforcement of this law. The only trouble with the law is that it does not prevent dealers from other States where there is no pure seed law from shipping in all kinds of dangerous seed to Iowa farmers. In fact, many dealers outside the State seem to take delight in unloading their worst stuff on Iowa farmers. The only cure for this is to buy from reputable Iowa seedmen who are doing business subject to the restrictions of the Iowa Seed Law.

## Lawn Grass Seed

There is a great demand for a good, reliable ready mixed brand of lawn grass seed, for almost everyone wants a nice lawn and sodding is generally too expensive. A good velvety lawn can be secured easily and quickly from seed if the ground is in good condition and good seed is used. It should be sowed very early in the spring, very thick; about a pound to each 300 square feet. Cover lightly by raking it in and if the weather turns dry, keep well sprinkled till the grass gets a good foothold. I make a mixture of the best grasses for the purpose in a proportion that will keep a good stand of grass all through the summer. The basis of the mixture is the best grade of blue grass, but I have added several other sorts that help it out immensely. 15 lbs. make a bushel and will seed a space about 50 by 100 feet. **Price: By mail postpaid, 30c per pound; by freight or express, 20c per pound, any amount.**



A farm lawn seeded with our Lawn Grass Seed. Wouldn't it be nice for every farm lawn to look like this?

How to get a Microscope Free.  
To anyone who orders grass seed, clover or alfalfa to the amount of \$20.00 or over, I will give one of the microscopes free, if requested with order.

# Price List of Seed Corn for 1910

Extra selected seed, butted and tipped by hand, shelled and graded and hand picked, tested before shipping and test marked on sack. Sample ear in each sack. Prices f. o. b. here.

Variety.	10 bu. at	5 bu. at	2 bu. at	Single bu.	Half bu.	Peck.	Gal.
Shenandoah Yellow	\$2 75	\$2 85	\$2 90	\$3 00	\$1 60	85	45
White Elephant	2 75	2 85	2 90	3 00	1 60	85	45
Reid's Yellow Dent	2 75	2 85	2 90	3 00	1 60	85	45
Boone County White	2 75	2 85	2 90	3 00	1 60	85	45
Shenandoah Special	2 75	2 85	2 90	3 00	1 60	85	45
Improved Calico	2 75	2 85	2 90	3 00	1 60	85	45
Cornplanter	3 00	3 10	3 15	3 25	1 70	90	50
Iowa Gold Mine	2 50	2 60	2 65	2 75	1 40	75	40
Iowa Silvermine	2 50	2 60	2 65	2 75	1 40	75	40
White Imperial (Red cob)	2 50	2 60	2 65	2 75	1 40	75	40
Improved Legal Tender	2 50	2 60	2 65	2 75	1 40	75	40
Improved Leaming	2 50	2 60	2 65	2 75	1 40	75	40
<b>Early Corn. 80 to 90 days.</b>							
Wisconsin Silver King	2 75	2 85	2 90	3 00	1 60	85	45
Pride of the North	2 50	2 60	2 65	2 75	1 40	75	40
Minnesota No. 13	2 50	2 60	2 65	2 75	1 40	75	40
Extra Early White Dent	2 50	2 60	2 65	2 75	1 40	75	40
Red-90-Day	2 50	2 60	2 65	2 75	1 40	75	40
Flint or Yankee Corn	2 50	2 60	2 65	2 75	1 40	75	40
Evergreen Sweet Corn	2 50	2 60	2 65	2 75	1 40	75	40
<b>Fodder and Ensilage</b>							
Mammoth White Ensilage	1 35	1 40	1 45	1 50	85	50	30
Leaming Ensilage	1 35	1 40	1 45	1 50	85	50	30
Fodder Sweet Corn	1 35	1 40	1 45	1 50	85	50	30
Fodder Flint Corn	1 35	1 40	1 45	1 50	85	50	30
Early Dent Fodder Corn	1 35	1 40	1 45	1 50	85	50	30

examine it and test it and call in the neighbors, then if you feel that you have been beat, all you have to do is to notify me and you can have your money back. That's fair. All I ask is that you give me a fair shake on the deal and I will leave matters in your hands.

**Safe Arrival Guaranteed**—We guarantee safe arrival of seed corn to you and in case any shipment arrives short or damaged, we will, upon receiving proper proofs from you for filing freight claim, make good the loss to you, either by re-filling or refunding, and collect the loss from the Railroad.

**How to Send Money**—You can send money anyway you please, only it is not safe to send loose silver, and loose stamps are an aggravation. The silver is almost sure to break through the envelope unless well wrapped. If it is packed in a pasteboard card or sewed up in cloth it is generally all right. We guarantee safe receipt of money by money order, draft, check or registered letter. Paper money in registered letter is all right. If you cannot use any of these methods, send silver in card wrapper, or as last resort, stamps. Canadian paper money is all right, but we cannot use Canadian stamps.

## EAR SEED CORN


In quantities of one bushel or over, we will furnish ear corn at the same price as shelled corn. The prices above on are the very best possible quality of seed, shelled, graded and packed ready for use in the planter. We can furnish the same corn in the ear at the same price. You will have the satisfaction of seeing it in the ear, but you will lose the shrink. It will cost you more freight and there is always some loss in shipping. It is absolutely the same quality in every way as the shelled corn and we see no reason for making any difference in price. The ear corn will be shipped in sacks the same as shelled corn unless otherwise specified. If you want it packed in boxes, add 25 cents per bushel, the actual cost of the boxes. Remember we cannot sell ear corn except in even bushels.

**Seed Corn by Mail**—Single ear any variety each 25 cents postpaid. Shelled seed, pound 20 cents, three pounds one variety 50 cents. Large amounts at 15 cents per pound. These prices apply to all varieties.

**Special Prepaid Offer—An Acre for \$1.**—I will send 8 pounds of seed corn, sufficient to plant one acre, any variety for \$1.00 and will prepay the express to any express office in the United States except to west of the Rocky Mountains. For those states add 20 cents extra express. This will give you an acre of good corn and a good start of pure seed. Safe arrival guaranteed and all charges prepaid. This offer applies to 8 pounds of all one variety only. If you wish it divided into different varieties, figure at the prices given under "Seed Corn by Mail."

**About Large Lots**—The prices given in the table of prices apply to lots up to 20 bushels. On larger lots I can sometimes make special prices and would be pleased to have you write me about it. We have a big supply of the very best of seed this year, and we will probably be in a position to make favorable prices to large buyers and farmers clubs. It won't cost you much to write and ask anyway.

**Guarantee of Seed Corn**—Of course I can't guarantee you a crop for I can't be there to plant it and tend it, but you can take the seed home and



# Ear Seed or Shelled Seed

You can take your choice. The corn is the same whichever way you get it. I was the first man in the seed business to push ear seed corn, and I probably have sold more of it than any other man in the business. I still offer it for sale, and it is here for you if you want it. I really believe, however, that I can give you better value in the graded shelled seed. The tendency in the last two or three years has been more and more toward turning out the very best possible grade of seed prepared all ready for the planter. We were the first firm to offer graded seed. This year in addition to the most rigid selection in the ear, the best possible mechanical grading, we are hand picking our corn to remove any possible poor grains that may have escaped the grader. This is explained more fully on the next page. This makes it possible for us to turn out a practically perfect grade of shelled seed. We test a sample of every lot of shelled corn and do not ship it out unless it shows satisfactory test. With the ear corn, we make a careful selection as possible but leave the testing to you. With ear corn you have some waste, probably about 20 per cent to a bushel, whereas the graded seed is all clear seed with no waste whatever. Now, I do not wish to influence you in your choice of shelled or ear seed, and I am perfectly willing to sell it to you either way you want it, but I tell you frankly that the graded seed is the best and nine-tenths of what we sell is this graded seed. It used to be that two-thirds of all we sold was ear seed corn, but now not one bushel in ten goes out in the ear. It is simply a case of better value the other way.

## Graded Seed Corn

The illustration tells the whole story better than I could tell it in words. Study it carefully and you will see the point. The lower half of the picture represents an ordinary grade of seed corn. It is sound and it will all grow, but to save your life you could not get an even stand with it. Some hills would have four or five grains and some would have one or two or maybe none at all. If those big, round, thick grains got to rolling around in the bottom of the corn planter box they would not let any of the corn through. You know it yourself, but with even the best of the small fanning mills it is impossible to separate the different shapes. It takes a mill built especially for the work, and as yet there are but very few of them in use. The upper half of the picture shows a sample of its work. Elegant, isn't it? We select the seed ears carefully for type and purity, make sure they will grow perfectly, shell off the poor grains at both ends, and then pass them over to the new mills. No guess work about it there. If a grain is a little too thick, out it goes. If it is a hair's breadth too narrow, or too wide, or too light, out it goes. It can't tell yellow corn from white, but it can do almost anything else. The upper half of the photo shows you what it looks like after the mill is done with it.

Another seed man was standing watching it work one day, and he said, "Why, Field, you are losing lots of pretty good seed there"—He was looking at the off-size grains being thrown out. "Yes," I said, "but it is better pig feed than it is seed." And that's the truth. If I left it in I could sell seed corn at a dollar a bushel and it would be "pretty good seed corn" but with all those odd grains out, it is as near perfect seed as a man can get, and you could afford to pay double price for it if you had to.

But I don't charge you any more for it than you would have to pay for the common run of good ungraded corn.

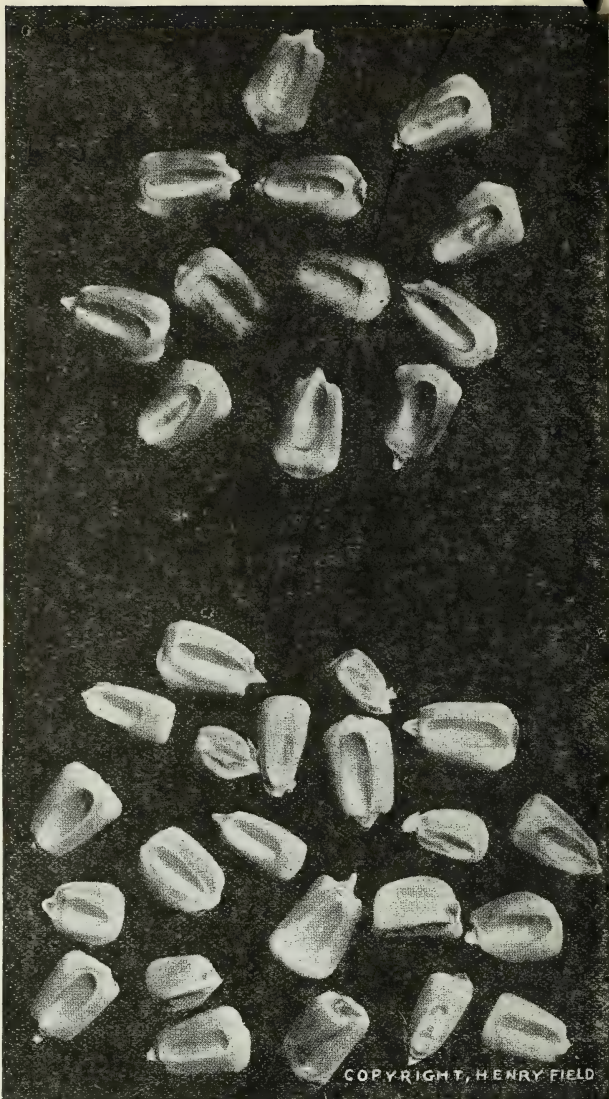
The biggest question before the corn growers today is the yield per acre, and that is in a great measure dependent upon the stand secured.

A proper stand cannot be secured with ungraded seed, no matter how good it may be. There is no planter that will drop it evenly.

My machinery sorts the grains, better than you could do it by hand even if you worked a week, and throws out every uneven shaped seed.

The result is even sized, even shaped, uniform grains. All the same thickness, none too wide or none too narrow. Will work in any planter.

Ear seed corn is all right. I was the first in the Iowa seed corn district to talk ear seed corn, and I have sold more of it probably than any man in the seed trade, but I firmly believe that the proper grading of seed corn is of more importance than the getting of it in the ear. Always provided you have confidence enough in the man who sells it to trust him to pick out the ears that should make seed, and if you haven't confidence in him, better let him alone entirely.



Graded and Ungraded Seed Corn.

## Which Would You Rather Have

This picture made from a photograph gives the argument for graded seed corn, better than I could give it in words. You have all seen the last kind, now I would like to have a chance to show you some of the first kind.

I grade my shelled seed corn till it is as near as possible all one size, and I guarantee it to work perfectly in any corn planter.

All my seed corn is tested and subject to test. If not as represented, we trade back. I ship it either ear or shelled. If you say so I will ship it on approval.

I sell garden seeds that will really grow and flowers that will bloom.

Now if you can't trade on that basis, there is no trade in you.

If you could get it in the ear and have it graded, too, it would be all right. But you can't have both and you will simply have to take your choice. If you want ear seed corn, I am here to sell it to you, and it will be mighty fine corn too; but no matter how good it is, it will never shell up all just alike, best you can do. If you order it shelled you get it graded, and when you come to plant, you will agree that it is a mighty nice way to have it.

Remember that any seed corn you buy of me can be returned at any time within ten days, if you are not suited with it, and I will return your money.

## How the Corn is Sorted and Prepared for Seed

I suppose you know we now have the finest seed corn building in the United States. We have spent over \$40,000.00 in fixing up a plant that shall be second to none in the country. The corn, as it comes from the field, is stored in a dry, ventilated building, where it will keep in perfect condition until we need it.

Then it is conveyed into the work room where the sorting is done. All this conveying is done by endless cotton belts which carry the ears without shelling or bruising them and the corn is all inspected and sorted and passed on by three different sets of men before it finally goes as seed.


This picture shows one of the sorting belts where the corn is sorted and butted and tipped. Those little buzz wheels that show in the picture are the nubbing wheels. These run at a high rate of speed and an ear of corn can be butted and tipped in a jiffy by holding it against the wheels. The poor ears are allowed to pass by on their way to the dump. The good ones are picked off, butted and tipped and thrown on another belt which takes them to the boss's table near the sheller. Here they are looked over carefully again, inspected for germination and if satisfactory in every way, they go to the sheller.

Probably not more than two ears in ten survive this double sorting, but we do not propose that any ear that is at all doubtful shall be used for seed.

We use an old style sheller run at a slow speed, so as not to crack the grains or knock the caps off. From the sheller the corn goes to the grader which has four sorting screens and all kinds of wind suction and here gets the rigid sorting, told about on page 42.

## The Final Hand Picking

The corn is now practically ready for shipment and until this year we had considered that it had had every possible care that we could give it, still we were not entirely satisfied and did not feel that it was quite as good as it should be to keep up with our high standard. Especially in white corn there would sometimes be a few off colored grains, grains showing a trace of yellow caused by pollen drifting with the wind from some field of yellow corn maybe a quarter of a mile away. These did not show in the ear before it was



**The Ear Corn Sorting Belt**—The corn gets its first sorting here, the good ears being picked off from the belt as it goes by and butted and tipped on the revolving wheels shown.

shelled for the white caps hid the yellow and it would not show until after the corn was shelled; then there would be an occasional round shaped grain that would jump over the edge of the screen in the grader, and there would be grains with a crack in them or slightly discolored in some way, or there would be a little bruised place in the middle of the ear that escaped the men who sorted and butted and tipped it in the first place. The only way to give it the final touch of quality was to hand pick it. We tried it on a small scale last year and we were so well pleased with it that in the future all our seed corn will be hand picked. There is no way to make the final separation and put the corn in the perfect shape it should be except to give it a final inspection and pick out by hand any inferior kernels. The picture shows how we do it.

We have an endless belt 16 inches wide and traveling at a very slow speed, about 12 feet a minute. An automatic gate at the upper end lets the corn out from the receiving bin and spreads it one kernel deep over the width of the belt. A row of sharp eyed, quick fingered girls on each side of the belt watch the slowly moving stream of corn and remove any inferior kernels. Probably it is not over one grain in a hundred, but it is worth going over to get even that one grain.

One of our best corn men is in charge of this work and sits at the lower end of the belt all the time where he can watch the finished product and see that the girls are doing the work right.

Now all this is lots of work. Can't turn out a car load of corn a day when you use all this care. In fact our capacity is about 10 bushels an hour, but we would rather sell that amount and have it all real seed corn than to sell a car load a day and have a lot of it turned down on us.

**The Necessity of Hand Picking**—Now, maybe it is not absolutely necessary that this corn should be hand picked, for it is mighty good corn to start with, only the best ears have been used, it has been carefully selected in the ear and graded as well as the best improved machinery could do it, but I always did believe that there was only one way to do a thing right and that was to do it the best possible way that could be imagined.

My ambition is to put out the best seed corn that has ever been sold. I have put in years and years on the breeding of pedigree stocks of corn and I don't propose to neglect any work in preparing it that is necessary to keep it up to our high standard.

**All Our Corn Hand Picked**—All our corn goes through this final sorting process, that is, all except the ensilage or fodder corn. We do not take the pains with that that we do with our regular stock of seed, but except this fodder and ensilage, all the corn we sell goes over that belt and receives this final inspection.



**The Final Process**—Inspecting the graded shelled seed corn before it is sacked. Any ill shaped or off colored grains that have escaped the grading process are removed here.



The Shipping Room in Our New Seed House—We have a private sidetrack just outside the door and can load orders direct into the cars.

## Let Me Help You with Your Corn

I don't claim to know it all by no means, but I have been studying corn for a good many years. I have made a specialty of corn, or to put it in plain English, corn has been a hobby with me. Some people say I am a corn crank. Anyway, I have learned some things about corn both as a grower and as a seedsman.

I have probably sold more seed corn than any man in the United States, and sold it to more different people. I get thousands of letters from these people telling of their success, their failures and their troubles, and I help them all I can. In all of this I have acquired considerable experience, and if it is worth anything to you, you are welcome to it. Some people are enthusiastic enough to say that I am the best practical corn man in the country, but I think they are putting it too strong.

Here's what I am getting at: I want to help you grow more corn and better corn. Will be glad to help you with advice in any way I can. I will choose varieties of corn suitable to your conditions. I will tell you what variety will probably increase your yield. I will give you what help I can in regard to directions for cultivation, choice of soils, etc. And if you decide to buy seed corn from me, I will sell you seed corn that you can depend on, good straight dependable seed.

Of course, I am in the seed business to sell seed corn and to make a living at it, but if I can be of some help to other corn growers, and do a little missionary work in that line, so much the better.

## The Seed Corn Business

People don't buy seed corn year after year just for the fun of it. No sir, the only argument that will go is value received, and unless we give value received, we would not have passed all competition, both local and outside, as we have.

I sell to the same people year after year, and probably have more seed corn customers than any firm in the United States.

It is quality that does it. I have always insisted on the very highest quality of seed corn. The price was an after consideration. I always believed in getting the seed corn up in a little better shape than any one else in the business, and then charging a price to fit the quality.

## The Four Vital Points of Seed Corn

There are four vital points on seed corn that I have always insisted on and it will do no harm to sum them up here.

(1) **Germination**—It must grow and grow well. No matter how good a variety it is, it will do you no good unless it will grow. We test all our seed corn and sell it subject to your own test and rejection.

(2) **Grading**—It must be graded so it will run well in any planter. You can't get good seed otherwise. It takes special and expensive machinery, and we have fitted up so we can turn out a mighty near perfect quality.

(3) **Thoroughbred Types**—A man is always proud of corn that "shows the breeding," corn that looks alike in the pile. This can come only from special breeding and selection from year to year, and this is what we have been doing for years.

(4) **Yield**—You want varieties that will give you big yields. This is the most important of all. What we all aim at is 100 bushels to the acre of shelled corn. Mighty few of us strike it, but we are working that way. In our seed business we have always put yield ahead of fine points and have tried to send out varieties that will give the farmers big yields.

Now if these four main points on seed corn fit your ideas, I will be glad to have you try some of our corn seed.

## The Question of Acclimated Seed Corn

We get hundreds of letters every winter asking if our corn will do well in other states and in other soils. It all depends on the variety. We have always tried to suit the variety to the climate where the choice is left to us. From the thousands of reports we get from customers, we know about what to depend on.

We have varieties early enough and hardy enough to fit any part of the corn belt no matter how cold or how thin. We can give you kinds that will succeed in the far south. We can insure success even in New England. It is simply a question of choosing a suitable variety.

**The Perfect Bushel of Corn**—Uncle Henry Wallace says: "The perfect bushel of corn is a little like the perfect family, or the perfect neighborhood; something very rare in this weak erring world of ours. Go to your own crib and pick out a bushel of the best ears you can find, and see how rare is the perfect ear, one that comes up to the standard in every way." I've got some pretty good corn, but I don't want you to think it is all perfect ears. I try to put in only the very best but they won't all be exactly alike, but pure stock and good honest seed corn. They will fill the corn crib next fall and that is most important of all.

**Test Your Seed**—Don't wait till spring and go to the crib and trust to luck that the seed will grow. Get after it right now. Use the Holden type of germination box, or any way you please. The only important thing is to keep the seed moist and warm. As good a way as any is to take say 100 grains and wrap them in several folds of wet newspapers, tie up in a cigar box, and set it on a shelf by the kitchen stove.

We are specially favored on seed corn here this year. We managed to get a lot of our corn planted early, our soil in this part of the state is especially loose, warm and quick, and we missed that first fall freeze that caught so much of the state. Result is, our early planted upland corn will all grow well. The bottom land corn is no good. We test all our corn before shipping, and we are confident we can do you some good. Prof. Holden, when asked what he would say if he was allowed to give but one order regarding the growing of corn, and answered that it would be, "Test the germinating power of every ear of corn to be planted."

And he considers that point the most important of all. He is as usual about right. The best seed corn on earth is of no account unless it will grow and grow well. I test every bit of my seed corn and advise you to do the same.

Whether you save your own seed or buy it, test it.

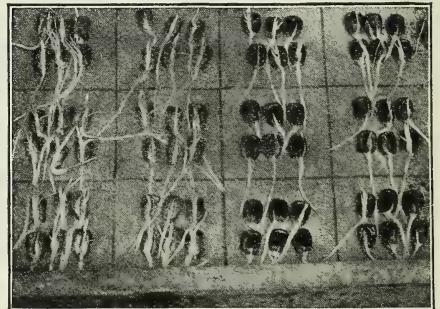


Photo of the corner of the test box. We test all the graded seed corn we sell and mark test on the sack.



# Shenandoah Yellow

Southwest Iowa, and especially this Nishna Valley, is acknowledged the greatest corn region in the United States, and here at Shenandoah has been developed a strain of yellow corn that has made lots of money for the growers, lots of fame for several seedmen and advertised Shenandoah to the farthestmost corners of the corn belt. It has come to be known as the Shenandoah type. In view of these facts I have decided to call it simply the "Shenandoah Yellow." This tells the whole story.

While I do not claim it to be "90-day" corn, it is the earliest big corn grown. But little later than the 90-day type and considerably larger. If you want something for right, real early, this is not what you want, but if you want a good, big, heavy, deep grained, yellow corn that is strictly thoroughbred and will outyield any other yellow you can get, and will ripen in any ordinary season as far north as Sioux City and farther than that most years, this is what you want. It has been worked up and perfected by degrees, always working toward a fixed type, till we now believe that we have the best and most distinct type of yellow corn to be found anywhere. It is the great main crop corn for the central part of the corn belt. Draw a line through Marshalltown, Iowa, Fremont, Neb., and passing just south of Chicago, and you will have its northern limit of safety. Anywhere this side of that line south it is the corn to grow. Its origin is uncertain, as it has been a fixed type here for a great many years back, and is probably the result of intercrossing of choice varieties brought here by the settlers from Illinois and Indiana in the early seventies.

**Description** Ear medium to large medium size. Should be ten inches long and seven to seven and one-half in circumference. Mostly 18 rows, but sometimes 16 or 20. Good seed ears will weigh 14 to 16 ounces when thoroughly dry, with occasional specimens up to 18 and will shell out 86 per cent to 88 per cent. Its small cob and deep grain make it weigh heavy and shell out uncommonly well. Cylindrical form and well filled at the ends. Grains five-eighths to three-fourths inches deep and thickly packed. No waste space. Rough on top. Large germs. The rows run generally straight.

Stalk is of medium height, generally about 9 feet on good ground; very stout especially below the ear, which is set at 4 feet from the ground, or a little more. It has a tendency to produce too good ears to the stalk. The stalks are thick jointed and the leaves are noticeably close together, wide and deep green. It roots deep and seems to stand extremes of weather better than most varieties. In fact it seems to be a true western type, always ready for whatever may come and never ready to give up.

**An Official Record** There was a big corn show held in connection with the farmers' Institute here, and as this is the center of the seed country, the competition was fierce, especially in two of the classes, best ten ears yellow and best acre.

Here is what we did with Shenandoah Yellow

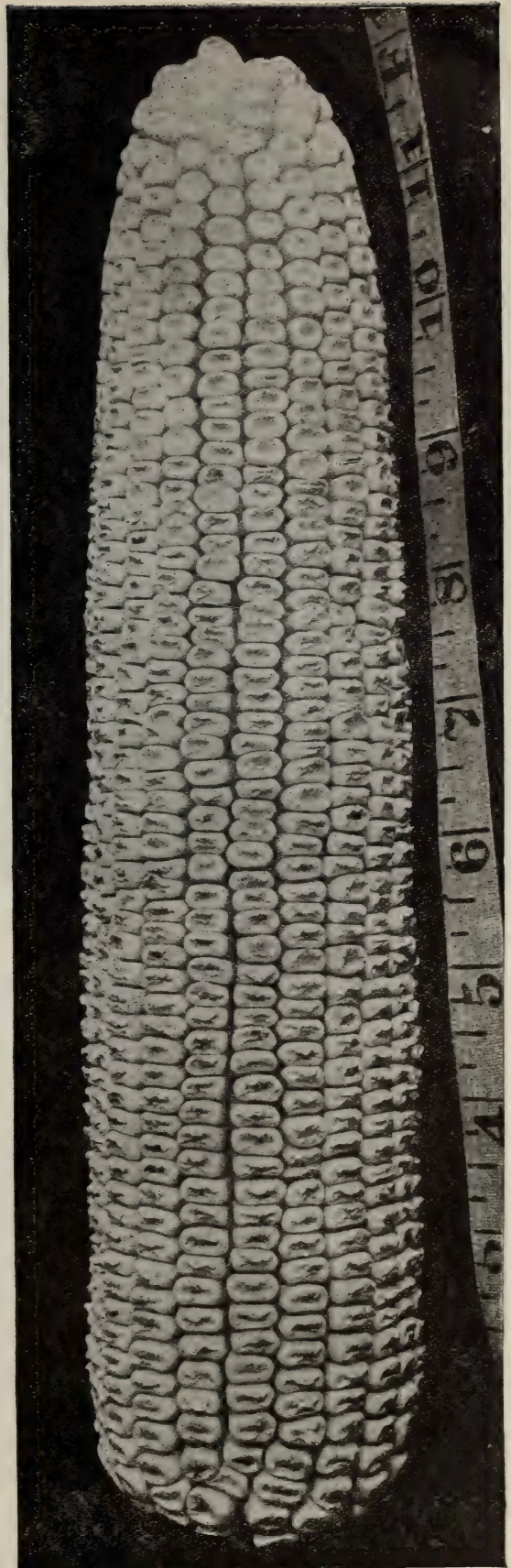
**Best 10 Ears Yellow Corn**—Won by Shenandoah Yellow. This was out of a field of contract corn grown for me for seed by Frank Keenan.

**Best Proven Yield on a Measured Acre**—Won by an acre of Shenandoah Yellow that made 101 bushels and 40 pounds. This was from the same field as above. The contest was very rigid, judges appointed by the institute supervising the husking and weighing of the corn.


This was an open and official contest, and all the leading growers and varieties of this vicinity were represented. The Shenandoah Yellow won out easily. Comment is unnecessary. Now if you are looking for corn that will make 100 bushels per acre in field culture and win out on form at the same time, I can fix you out.

**Still at the Top** I have always counted this my best yellow corn and with constant selection it is getting better every year. My crop this year is the finest I ever had. I have no hesitancy in saying that for all the central cornbelt, this is the best yellow corn you can grow. It has the form, the color, and the deep grain, and above all the size and yield that will make the big crops. What we are after is the 100 bushel per acre, and this corn will come nearer to it year after year, than any yellow corn I have ever seen.

See Page 41 for Corn Price List, Guarantee and General Instructions.



## Some Real Seed Corn--A Typical Ear Each of the Several Mighty Good Varieties



Legal Tender    Reid's Yellow Dent    Iowa Silvermine    Field's White Elephant    Shenandoah Yellow    Shenandoah Special    90 Day Corn

# White Elephant

## The Largest Corn Grown

This enormous white corn brought out by me a few years ago has proved to be the greatest winner in seed corn that has ever been sent out. I sold over 8,000 bushels of it last year and shipped it to practically every state in the union that grows corn, and I have had universally good reports from it. Even in New England it made a good crop. I have had hundreds of letters about it (maybe I can send you one from your locality if you wish) and not a kick in the lot. It has proved to be all that I claimed in size, appearance and yield, and a little earlier than I predicted. There is no corn anywhere near it's size that is as early.

As early as Silvermine, it is nearly half longer, and in fact bigger than any white corn I have ever grown except possibly the new "Cornplanter" corn; I won't swear that it will make 200 bushels to the acre, for I doubt if any corn ever did, but it will come nearer to it than any other corn will. It and the Cornplanter are a revolt against the tendency of the last few years to breed corn down too fine. The farmers in this part of the corn belt are getting tired of the little 8 or 9-inch ears with pretty tips and a little wee cob. What they want is a whacking big ear a foot long with lots of corn on it, medium heavy cob and a big stalk. It is the same thing that the Poland China hog men have just been through.

**Description** A pure white corn of immense size and unusual length. Bulk of crop if on good land, will run 11 to 13 inches, with occasion-

al specimens 14 or even 15 inches long. The one in the illustration is about 11. Grain medium deep (five-eighths inch,) very wide and thick. Chalky white on top and clearer below. Germ very large. Not so rough top as Silvermine, but of the true "dent" type. Rows 14 or 16, straight and close together. Cob, pure white and medium size. Shape, cylindrical with butt end slightly swelled. Notice in the picture. Season, about the same as Silvermine, say 100 days. Stalk, about medium height and very heavy up to the ear, which is generally set at about 5 feet or a little less. Stands up uncommonly well, practically no down corn.

This corn originated with an old man a little farther down the valley, and has been selected and bred to a certain type for 15 or 20 years. None of us could get any seed of it till three or four years ago. I have never seen or heard of any corn like it anywhere else, and you will find it entirely distinct from other varieties.

Dozens of men who bought seed of this corn from me last winter have written me that they were having calls from their neighbors for all they had to spare for seed, and that the only kick they had coming was that I did not induce them to buy more seed to start with. I honestly believe that this is the most profitable corn that can be found for the central corn belt. It is vigorous, healthy, a rank grower and an enormous yielder. Early enough to ripen easily, as deep grained as Silvermine, bigger than Boone County White; ears a foot long, no down corn, and a corn that will always overrun in weight either ear or shelled. That kind of corn is good enough for me. How does it strike you? Remember the shelled seed is graded so it will work in the edge drop planters perfectly. This is a mighty big thing when you come to think of it.

See Page 41 for Corn Price List, Guarantee and General Instructions.

# "Cornplanter"

## Our Improved Boone County White.

The demand in seed corn is for a big ear, moderately rough, and of fine quality. That is, it should show the deep grain, fine tips and butts, and other marks of good breeding. The trouble has been, that when you got corn a foot long it was coarse and inclined to be short grain. If you got the deep grain and fine tips, the ears would be little.

In the new "Cornplanter" corn, I have just what we have all been looking for. I didn't originate it myself, but it is good enough that I had to admit that it was better than anything I had, and you know that means a good deal. A few years ago it skinned us all at our corn show, seedmen, farmers, and all.

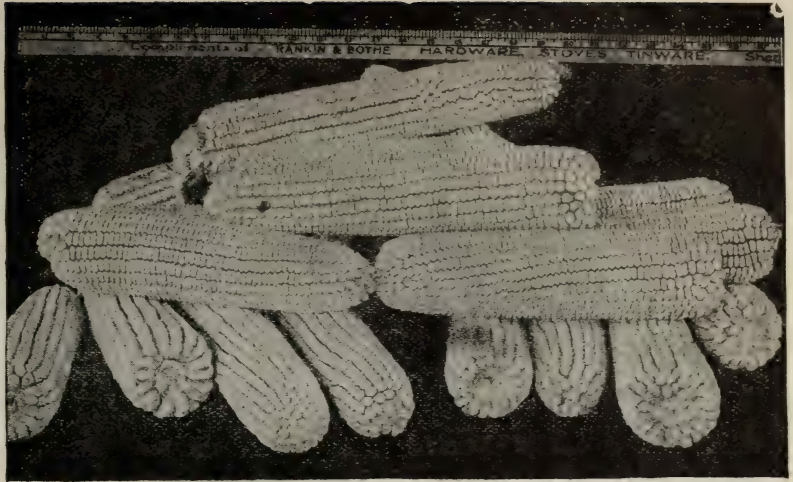
It does a body good to get well beaten sometimes. We got badly whipped out on white corn at the show that time. We scooped everything, on yellow, and we thought we were well fixed on the white, but a farmer from the north part of the county came down with 25 ears of big white corn that he entered in the free for all class, and we weren't in it for a minute. The prize in that class was a new Avery cornplanter and he got it. But I got that corn after the show, and I have improved on what he had.

The corn was some he had grown from seed secured from a friend in Illinois, who had started with Boone County White. It resembles that corn more than any other, but is different in several ways.


After the show I bought the 25 ears and planted about two acres and a half with them. Owing to cut-worms I got a poor stand, but I got about 200 bushels of the finest corn I ever saw. Out of that amount I saved seed for 100 acres. That is the start of what I offer now. I am free to admit it is the best corn I have ever had on the place. It has the size, the form, and the yield. The big growthy type is there, and the quality, too. In the three years I have had it, I have improved it materially, and I don't believe many corn growers can show the equal of it. I know no seedman can.

## Description

A pure white corn on a white cob. Not a red cob in the lot. Ears over average length. The original 25 averaged 12 inches long. In a good crop a large amount of the ears will carry this length. Not slender like so much of the long corn, but big in proportion. Very deep grain, not overly wide. Rows, generally 20, sometimes 22 or 24, and occasionally 18. As perfect shape as Reid's Yellow Dent. That is the striking thing about it—big, long ears, beautiful shape, perfect butts and tips, and deep grain. Grains fit very tightly together, showing a square rather than a rounded top. Stalk very strong and of medium height. Ears always lop over, but shanks are not long enough to blow off easily. Season about the same as Boone County White, or say 110



The New "Cornplanter" Corn—The best white corn yet.




The "Million Dollar Girl."

days. Ripens in plenty of time in this latitude and 100 miles north. Compared with other varieties, it is about two inches longer than Boone, better shape, better grain, and dries out better. Not as long as White Elephant, but rougher and larger around. No other white corn can compare with it, and I have tried pretty much all of them. In yield it is ahead of all others. There is no question about this. All who have seen it growing admit that, and they all report it the admiration of the neighborhood. Now, if you want to beat 'em all at the corn shows in the fall, this is your corn. All seed is sold subject to rejection, and after you get it, if you think I have stretched things any, write, and let me know and we will trade back.

## Tight Boxes for Ear Corn

There has been some talk of a raise in freight rates on crated ear corn, so I have laid in a supply of solid boxes, and if the railroads insist on discriminating against crated corn I will ship in tight boxes, so there will be no raise in the freight to you. I will look out for that part of it.



An Ear of the "Cornplanter."

See page 41 for Corn Price List, Guarantee and General Instructions.

# Boone County White

This famous Illinois corn is, in my opinion, a better variety than Reid's Yellow Dent, but is not so well known. It is being grown to a considerable extent here now and is becoming quite popular.

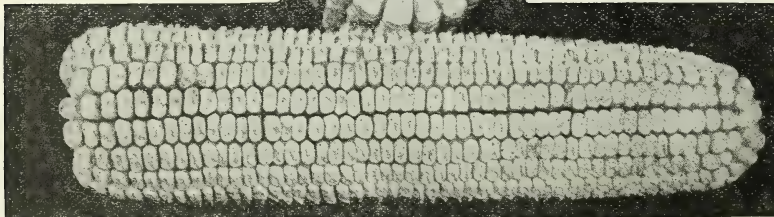

It is a very large white corn, somewhat like Silvermine, larger and later. It is larger around than White Elephant, but not so long.

**Description** Ear 10 to 11 inches long, cylindrical, 18 to 22 rows, generally 20. Grain very deep and rather rough. Well filled at both ends. Cobs always white and medium size. Very large and a very heavy yielder. Season 110 to 120 days. Not safe for planting north of Des Moines, but for anywhere south of there it is a very valuable corn. **Price, see page 41.**

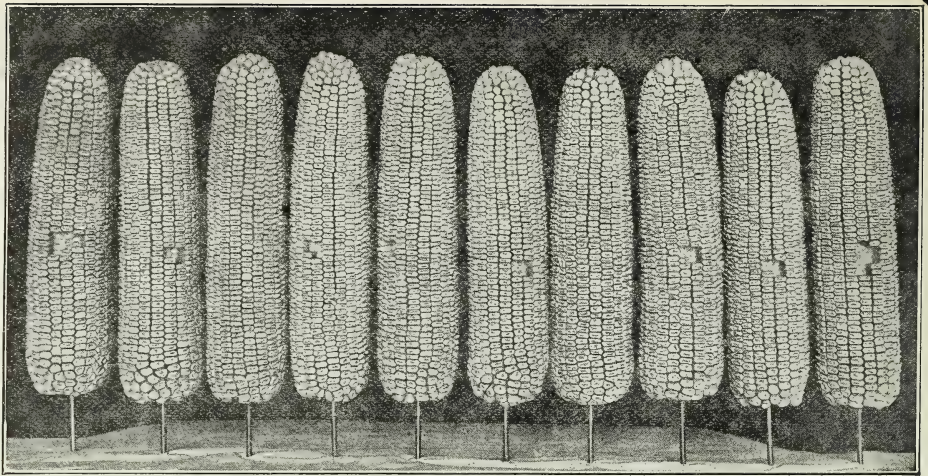
**Iowa Silvermine** This is more generally grown throughout the corn belt and more widely and favorably known than any other white corn. It is a sure cropper, middling early, deep grained, pure white, and a good corn every way. On old thin land it will make a better crop than any corn you could plant, as it seems to be able to adapt itself to hard conditions. In fact this is true of most white corn, but the "Silvermine" will come nearer to making a crop on thin land than any of them. On very rich land it has made some enormous yields, but I think that there the White Elephant would beat it. The shape of the ear is well shown in the photo below taken from one of my stock seed ears. I have been selecting the Silvermine for several years with a view of getting the deepest possible grain and the highest possible shelling test. I have a strain now that I have not seen equalled anywhere. It is the true rough topped, deep grained type that is so much sought for by most white corn men. Cob is very small and pure white. Rows 16, very straight and very close together. Shape cylindrical. Stalk a little below average height about eight feet on good ground. Season 100 days. If you want a new start of the best

## YOUR CHECK IS GOOD.

Don't wait to get a draft or money order. Your check will suit us just as well if you have the money in the bank to back it up.



Iowa Silvermine—Standard White Corn for Central Corn Belt.



This picture shows what is supposed to be a perfect type of Boone County White and is worth studying on that account. I don't want you to think though that all my corn is as good as this. I wish it was. Some day maybe it will be. I am working towards it all the time.

type of Silvermine you ever saw, I've got it, and can supply you with either ear or shelled seed. The shelled seed is all graded so it will work in any planter. As I have a big supply of it I will be pleased to quote special prices on large lots. **Price, see page 41.**

## Imperial White

### Red Cob.

This is a big heavy, rank growing white corn, with a red cob. Most corn breeders object to a red cob in white corn, but the fact remains that many farmers prefer it, and it often seems to do better than the white cob white. This may be just a fancy, but there is certainly a strong sentiment in many places in favor of red cob corn.

It is certainly a good corn any way, and I know you will like it. The ear is large, deep grained, and medium in thickness. Stalks very heavy and stand up well. No down corn.



Silas D. Warner, Monrovia, Kan., His five grandchildren and some Mexican Giant Corn.

## Mexican Giant Corn

Grows 16 to 20 feet high.

This corn which I get from Southern Texas, is originally from Old Mexico. It grows to an enormous height; and I think will make 20 feet. I have had it over 18 feet high. Is too late to ripen well here, but makes an enormous crop of fodder. The ears reach the roasting ear stage here and I think it would ripen all right a little farther south. It is a great curiosity, and if you want something to beat all your neighbors or to show at the fair, this is what you want. **Price. Large pkt. 10c; lb. 30c postpaid.**

See Page 41 for Corn Price List, Guarantee and General Instructions.


# Shenandoah Special

There has always been a call from my customers in the north part of the State and in Minnesota and the Dakotas for an earlier strain of the Shenandoah corn. The regular type would generally ripen for them but they would occasionally get caught with an early frost and they wanted an earlier type of the same corn. We have been experimenting along that line for some time by selecting the earliest ears to ripen and planting them separately. These ears are generally smaller than the others and smoother, as you have probably noticed. By keeping this up for a number of years, keeping the best ears all the time and throwing out any that were at all shallow, we have at last succeeded in fixing a strain that is the earliest dent corn that I have ever seen and at the same time almost as large as the regular Shenandoah type and fully as deep grained. It is almost as early as Pride of the North and much larger. There are few, even of the big varieties, that are ahead of it in yield and none that can approach it in combined yield and earliness.


It is simply the Shenandoah Yellow about an inch shorter, an inch less in circumference and ten days earlier. It is of the smooth or true "dent" type instead of being rough like the parent, and the grain is harder. Color a deep yellow with a light cap. It is remarkably thoroughbred and uniform in appearance and comes "as like as two peas." It is no cross-bred stuff. Grain is very deep, and it weighs and shells out exceptionally well. The best specimen ears are about nine inches long and six and one-half inches in circumference. A little more tapering than the parent and smoother and harder. It should shell out about 88. Cob small and red. Stalk comparatively short (about eight feet), but sturdy and tough and rather wide and spreading in appearance. Stands up well. I have had fine reports on it from everywhere. In the past cool summer it ripened nicely way up in Minnesota and the Dakotas. It was also very successful in the East, and ripened there in many localities where it was thought that nothing but flint corn could be grown. The photo shows well the shape and appearance. The ear shown there is over nine inches, which is about the extreme length. The Farm and Home published this report of its behavior on the paper's trial grounds at Springfield, Mass. "A rank growing yellow dent especially promising. Produced a large growth of fodder with big ears which were well glazed and in the best condition to put in the silo at time of cutting." Now you know if it will make a good crop like that in New England, it will do well anywhere. **Price: See page 41.**

# Reid's Yellow Dent

This is the best advertised corn in America and has won more prizes at corn shows than all other corn put together. It is remarkably uniform and thoroughbred, and if you want something that will make the prettiest corn you ever saw the Reid is



Shenandoah Special—90 day Shenandoah Yellow—100 day  
The Corn that has made Shenandoah Famous



Reid's Yellow Dent—The rougher or Iowa Type. This is larger, rougher and longer ears than the original type, and we think much better.

what you want. It was brought out first in Illinois and the growers there got it down to perfection, but they got it down almost too fine. They went in for fine tips, straight rows, small cob, etc., and gradually run it down in vigor and size till the first that came in here was poor corn, according to our ideas, and at first I refused to offer it.

We started in, however, to work it over to our idea of good corn, and now I am ready to offer a strain of Reid's that approaches the Iowa idea. It is rougher than the original Illinois type, bigger in every way, bigger stalks and more vigorous. The cob is larger, but not at the expense of depth of grain. It is still remarkably deep grained, but we have increased the circumference of the ear.

The photo will give you a good idea of the type. It is mighty good corn. Color, deep yellow with a rather light cap. Grains very closely packed, butts and tips almost entirely covered over. Grains very deep and dented to top. Slightly rough. Season 110 days. If you have tried the Illinois type and found it a disappointment, I think this will suit you.

See page 41 for Corn Price List, Guarantee and General Instructions.

## Red 90 Day

or **Early Bloody Butcher**. Extra Early, Hardy and Prolific—This variety was brought here from Illinois the "grasshopper year" (1875) by farmers who had to replant their corn in June and July, after the grasshoppers had eaten off the first planting. It has been carefully selected and kept pure by some of these farmers ever since and is the most popular extra early corn grown here. When a man has to replant in June or has a wet piece of land that is slow in getting ready to plant, he always hunts around for some of the Red-90-Day corn and he is sure of a crop. It is also fine for August hog feed. It comes in a couple of weeks before most of the corn, and the hog raisers generally have a few acres of this to start the shoats with before the other corn is fit to feed. Although so early it is a good yielder and made 65 bushels per acre for me this year, but it was new ground.

### Description

An extra early corn of medium size, good yield, great vigor and hardiness. Color, deep cherry red with white cap. Cob small and pure white. Ears 8 to 9 inches long and rather slender. Generally 14 rows. Stalk about seven feet and moderately heavy. Ears set at about 3 feet. Grains dented and sometimes rough. Remarkably thoroughbred and always comes true to type. Can be planted in this latitude as late as the middle of June and make a safe crop. Can be used as main crop as far north as St. Paul. The grains are sweeter than any other field corn, and seem to be

richer in feeding value. In shoveling out a mixed lot of corn to hogs I have seen them fight over the red ears. Same way with Calico corn. I don't know whether it is because the red and striped corn is better quality, sweeter, or whether the

stock prefer the red color. It certainly is a valuable corn to grow on account of its extreme earliness, and if you need something for late planting that will make you a good crop of excellent feed, send along your order. Price see page 41.

## Big Red Corn

I have a limited supply of the genuine old fashioned "Bloody Butcher" or Big Red Corn. It is a big, rough, deep-grained corn, a vigorous grower, a good yielder, and a superior feeding corn. Ears cylindrical, very large, rows 16 to 18, grain very deep, dark red solid color. Season about 110 days. Besides its great practical value as a corn to grow to feed, it is a fine

corn to grow for exhibition purposes, as it is very showy and always attracts attention. It is a great favorite with the boys. The only trouble with it, is, it will not come entirely straight. Spite of all I can do, it will always throw some calico and spotted ears. Price, see page 41.


## Improved Calico

The old fashioned striped calico corn has always been popular as a feeding corn and I have had so much inquiry for a good strain of it that I grew a field of it this year and will offer it for sale. I secured an extra good strain of seed of the large-eared, deep-grained type which is in all but color almost identical with the Shenandoah Yellow. It made a very heavy yield for me both in the field and in the trial grounds, coming right up with the best. The ears run 10 to 11 inches long, that is the best ones, very deep grained and heavy. Rough topped ears, finely shaped and well filled at the ends. Color, a combination of red and yellow in stripes. The grain is very rich and is preferred by stock to most other corn. I cannot say whether it is on account of a better taste or because it is softer and easier chewed, but it is a fact that in feeding a mixed lot of corn to hogs or cattle they will pick out the calico ears in preference to the others. Season 100 days. Price, see page 41.


## What is Seed Corn Worth

It all depends on the seed corn. The best bargain I ever got in seed corn, was my start of Cornplanter corn which cost me \$14.00 a bushel. And the most expensive lot I ever knew of was some a neighbor bought at a sale for 50 cents a bushel. It cost him about 200 bushels in yield for every bushel he planted. Of course both of these cases are extreme, but I do believe that if a man can get seed corn that is better than what he has, and will increase the yield of his corn 5 to 10 bushels to the acre, it is cheap at anywhere from \$2.00 to \$5.00 a bushel. The price is the last thing to look at if you get the kind of corn you want.

My prices may be higher than some and lower than some. I don't know and don't care what the other fellow charges. That don't interest me. I do know that the seed corn I send you will be worth the money and then some. If it don't look like your money's worth we trade back. If you are looking for 80 cent seed corn you might as well pass on. I haven't got it. I could sell you sheller run at that price, but I am in the seed business for the next 50 years, and I don't want to get mixed up in any "sheller run" deals.



Red 90 Day.



Improved Calico—A selected strain of the old Striped Calico.

See Page 41 for Corn Price List, Guarantee and General Instructions.

# EARLY CORN

I have a big sale every year on early varieties of corn for replanting. If there comes a cold wet spell about the last half of May, I am always covered up with orders for corn to replant with, but I always prepare for it, and have a stock of early varieties on hand all shelled up, graded and ready to ship. Send along your orders by mail, telegraph, or telephone, and I will fix you out.

For the northern part of the corn belt, the varieties given here are the ones for the main planting. They are all early hardy varieties that will ripen easily as far north as corn can be grown at all.

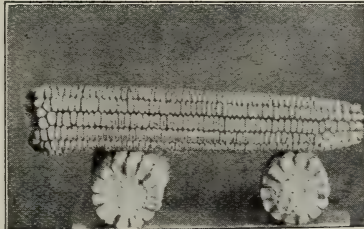
**Acclimated Seed Corn** On most of these early sorts I can supply Dakota or Wisconsin grown seed for those who prefer it. The northern seed is apt to be a little earlier, but not so large, and it is always a shallower grain.

## Wisconsin Silver King

(University No. 7.)—This is the best extra early white corn grown. Originated in northern Iowa, was taken up by Prof. Moore of the State University of Wisconsin, and sent out as the best corn for all latitudes north of Chicago. Medium size, well shaped, very early, and a good yielder. Made 93 bushels per acre on the Wisconsin Experiment Station grounds. My seed is of my own growing and very fine. **Price: See page 41.**

## Pride of the North

A very desirable first early dent corn suitable for main crop as far north as St. Paul. It is remarkably thoroughbred and true to type, and the strain I offer is the best I have ever seen. It has been carefully selected here for several seasons and is much better than most of the Pride on the market. Color deep yellow, grains very deep, with very small bright red cob. Rows generally 16, grain rather narrow and inclined to be rough on top. The type I have, which is well shown in the photo, is as perfect and handsome as Reid's Yellow Dent, but of course much smaller. It is generally 7 to 8 inches long, but as it almost always makes two ears to the stalk, it makes a good yield. This of mine made 65 bushels to the acre in field culture, but it was new sod land and extra good. It is very hardy and will stand cold weather and poor land almost like flint corn. If you have to replant even as late as the last of June in this latitude, this will make you a fair crop of corn. **Price: See page 41.**



Extra Early White Dent



Pride of the North—Iowa Grown


These ears show an exceptionally good type of Pride of the North

## Extra Early White Dent

(85 Day Corn)—Very early white corn of the dent type, deep grained, well dented, slightly rough, medium sized ears, generally 12 rows of grains, the earliest of all white dent corn. Not so early as the flints, but larger ears and softer grains. Safe for planting as far north as St. Paul. It is also known as Wisconsin White Dent and Minnesota White Dent. It is remarkably hardy and always sure to make a crop in spite of weather conditions. Like all white corn, it roots very deep and stands extremes of weather: cold wet weather or dry weather, better than most varieties. For the semi-arid regions of the West it is the very best variety that can possibly be grown. **Price: See page 41.**

## Flint Corn (Yankee Corn)—

For the extreme northern part of the cornbelt, for the New England States, and for all extra thin cold land anywhere flint corn is superior to dent corn. It is earlier and hardier than any dent corn and will grow under most adverse conditions. Can supply either yellow or white. **See page 41 for prices.**



Minnesota No. 13—Earliest Dent Corn Grown

## Minnesota No. 13

This corn was originated at the Minnesota Experiment Station and is advised by them as the best corn for the southern half of that State. I got my seed from the Dakota State College, who advised me to grow it to sell to the farmers of South Dakota. It is a sturdy growing, hardy corn, about seven feet high, very early, and a good corn for so early. It is about the size of the Pride of the North, but earlier and smoother. It is the earliest dent corn I have ever seen. Ears medium to small size, light yellow, well formed and with moderately deep grain. It is strongly recommended by the state colleges of all the extreme northern corn states. At Brookings, S. D., Station it made 75 bushels per acre. **Price: See page 41,**

See page 41 for Corn List, Guarantee and General Instructions.

# Corn Suited to Your Climate

Some people think that because we are in Iowa and they are in some other part of the United States we cannot furnish them suitable seed corn for their climate. At first glance this would seem to be true, and it would be true if we grew only a limited number of varieties especially suited to this soil and climate only.

But the fact of the matter is we grow a wide range of varieties, something like thirty in fact, and we grow special varieties for special localities. The corn that does best right here is a big rough corn, requiring about 100 to 110 days season, but we also grow for the northern trade small early corn as early as 80 day, and hardy enough to ripen anywhere in the corn belt, and we grow big late varieties for the south, corn that will stand the hot summers and the drouthy falls of Oklahoma, Texas and Mississippi.

The fact of the matter is that no matter where you live, nor what kind of soil you have, we can fix you out with corn that will be a help to you. We have made a special study of the varieties of corn and their value for different localities and we intend to give you the benefit of it.

**Iowa Seed Corn the Best** The seed corn grown here is generally better than what you would get in your own locality, because it is grown under ideal conditions. It is a rule in plant life that the best seed of any variety comes from the region where that plant reaches its fullest development.

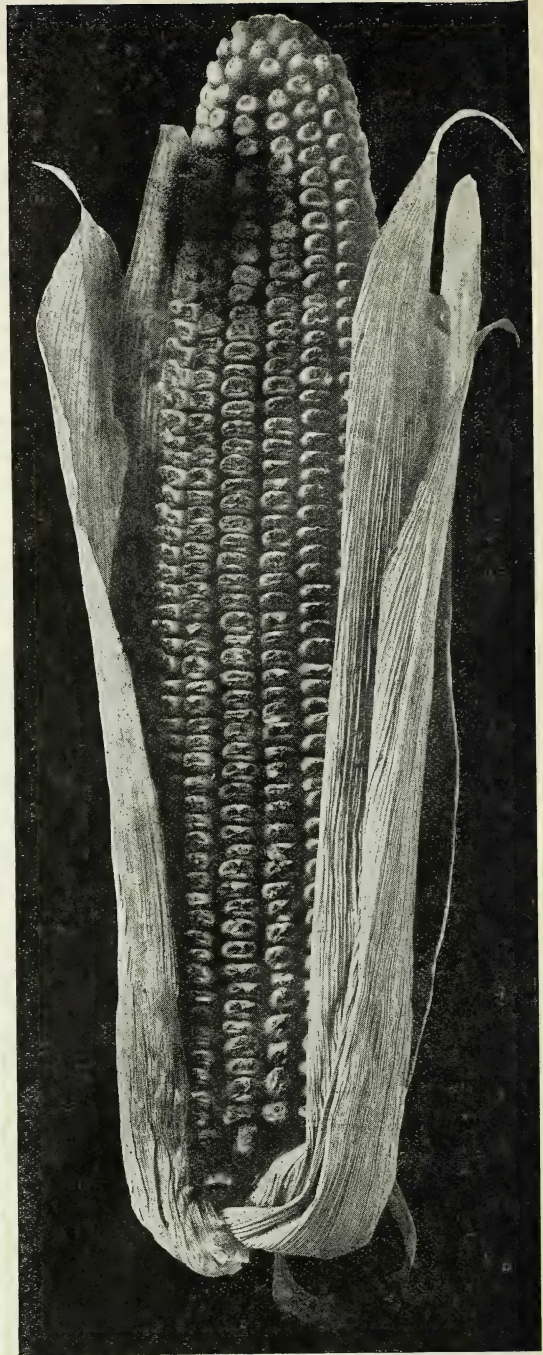
Iowa and especially this southwestern part of Iowa is the ideal corn country. The soil, the climate, the rainfall and everything in that line tends to grow the largest possible crops of corn and to mature it to its best possible condition. Our soil is warm and slightly sandy which forces a rapid growth on the corn and always dries it out perfectly.

The result is that the seed is vigorous, plump, hardy and full of life. The same variety grown under adverse conditions, for instance, in a cold, clammy soil, would look entirely different and would not make nearly so good seed.

Pride of the North, for instance, is an excellent variety for southern Minnesota, but seed of it grown here in southwestern Iowa will make a much better crop in Minnesota than seed grown there. It is heavier, plumper seed, thoroughly matured and grows off quick and vigorous and all through the season will be about a week ahead of the weaker devitalized seed grown under hard conditions and subjected to early frosts.

I have tested this matter by sending samples of corn by the thousands to every part of the United States. One year I sent out a set of ten varieties to over 10,000 farmers scattered over every state in the union and I got reports back from thousands of them.

The universal verdict was that the seed grew vigorous, healthy, and strong and made much better crop than home grown seed, so you see this is not guess work with me. It is actual knowledge.




**Pride of the North grown in New York from Iowa Seed.**

If you don't believe it, try it on a small scale, say buy a bushel of corn from here and plant 7 or 8 acres with it, then compare that with what you grow from your own seed.

**The Choice of Variety** It is important, very important, that you choose the right variety. A great many failures in sending off for seed corn are due to the customer picking the variety he thinks he wants instead of getting corn that is suited to his soil and climate.

The man in Michigan may be trying to grow corn that is more suited to Missouri, or the man in Missouri may be trying to grow a small early kind that is suited to North Dakota.

I propose to give you here a few pointers that



**White Elephant Corn, Especially suited to soils of medium fertility. Does well in Missouri, Arkansas and other southern states.**



# Corn Suited to Your Climate---Continued.

will be of help to you in a general way. Of course I do not claim that any State will run alike all over, so you will have to take these notes in a general way.

**Iowa** Practically any of these will be all right for the southern half of the state and all you will have to decide will be whether you want an early or a late corn. In the northern part of the state, the standard varieties, such as Silvermine, Shenandoah Yellow, Reid's Yellow Dent and Boone County White are not safe for main crop but should be grown on a small scale with an idea of selecting a type suitable to your climate. In a favorable year they will ripen all right and make an enormous crop, but in a short season they will get caught by frost. For an absolutely certain crop use medium early varieties such as Pride of the North, Shenandoah Special and the early type of Silvermine. In the extreme northern part of the state use Extra Early White Dent, Red 90 Day, Pride of the North and Minnesota No. 13.

**South Dakota** In the southern part of the state, especially along the Missouri River, large varieties like Silvermine, Shenandoah Yellow, Reid's Yellow Dent and White Elephant can be grown safely. For the north use the earlier sorts such as Pride of the North, Extra Early White Dent, Shenandoah Special, Red 90 Day and Minnesota No. 13.

## Minnesota, Wisconsin and Michigan

Do not try to grow large varieties of corn except as an experiment. It will be a good plan to plant small amounts of several large varieties of corn for experimental purposes and for fodder, but for main crop take varieties like Shenandoah Special, Pride of the North, Minnesota No. 13 and others still earlier.

**North Dakota** Only the earliest varieties of corn will succeed in North Dakota. Plant the Flint varieties and small amounts of the earliest Dent varieties.

## Rocky Mountain and Pacific Coast States

Only the earliest varieties of corn can be grown. Experiment with Minnesota No. 13, Extra Early White Dent, Red 90 Day and the Flint varieties.

**Nebraska** In the southeastern part of the state all of the standard Iowa varieties can be grown with good success, as conditions there are practically the same as in southwestern Iowa. In the northern and western part of the state, however, the small varieties should be chosen and the farther north or west you go the smaller corn you should choose. White Elephant has done uncommonly well as far west as Furnas County and some years even further than that.

**Kansas** In the extreme western part of Kansas owing to the high altitude and dry seasons, only the smaller, earlier varieties of corn should be grown. Red 90 Day and Extra Early White Dent have given good results in that part of the state. In the central and eastern part



White Elephant Grown in Rhode Island from Iowa Seed.

of the state the larger later varieties of corn should be grown. White Elephant, Cornplanter, Boone County White and Shenandoah Yellow seem to do especially well.

**Missouri** Except in the thin soils of the Ozark region the large rank growing corn can be grown all over the state. Cornplanter, White Elephant, Boone County White, Reid's Yellow Dent and Shenandoah Yellow have all done remarkably well all over the state except in the mountain regions. In the thin soil of the Ozarks, white corn seems to do better than yellow and White Elephant and Silvermine planted rather thin seem to give best results.

**Illinois, Indiana and Ohio** Reid's Yellow Dent and Boone County White seem to be especially suited to the rich black soil of these states. In fact this is the home of these two varieties. Cornplanter and White Elephant seem to do well except in the extreme northern part. The north tier of counties in Indiana and that part of Illinois lying north of Chicago need earlier varieties of corn for main crop and should use Shenandoah Special and an early type of Silvermine.

**The Southern States** The corn from here is peculiarly suited to the southern states as it ripens earlier, makes a shorter stalk and longer ear than the native varieties. The standard varieties from here, such as Boone County White, Cornplanter and Silvermine make fully as large ears in the south as they do here and ripen four to six weeks earlier than the native varieties.

**New England, New York and Pennsylvania** Use the early varieties of yellow corn such as Pride of the North, Shenandoah Special and Minnesota No. 13 and early to medium white corn especially Silvermine, Extra Early Dent and White Elephant. White corn is best.



Cross Section of Shenandoah Yellow, a splendid corn for the rich, alluvial soils of Kansas, Oklahoma and Texas.



**REGENERATED SWEDISH SELECT OATS.** This is the field that was grown for seed for me in Canada. Notice that the oats are 5 ft. high, straight and stiff. The grower said they made 116 bu. per acre, but I don't know whether to believe him or not. They certainly look like it.

## SEED OATS

The change of seed oats is even more important than the change of seed potatoes, and it will pay you to renew your seed oats this year by sowing some of our improved varieties of northern grown seed.

### Northern Grown Seed Oats.

Oats, like potatoes, reach their highest development in a cool climate. Iowa is all right on corn, but we do not have the right kind of summers for the large crops of oats of high quality. Oats soon run out and must be renewed with new, vigorous stock. The rule in getting new seed of any crop is to get it from that locality where it reaches its highest development. With oats and potatoes the seed should come from as far north as possible. Seed oats from that region will make a larger yield, a heavier, stiffer straw, and earlier maturity. I believe in Iowa and Iowa products, but I have to admit in this case that Iowa grown oats are not equal to northern grown.

**Don't Use Home Grown Seed.**—Get a start of some of our northern grown seed and improved varieties and it will pay you ten to one.

**Graded Seed.**—It is just as important that seed grain be graded as it is for seed corn. It is the only means we have of selecting best grains. All the experiment stations agree that if the farmers would grade all seed grain, and use only the largest, plumpest kernels, the crop would be almost doubled. I grade all my seed oats before selling, and the seed from which they are grown is graded. They contain no small oats, or weed seeds, no mustard or cockle. If you find any weed seed in these oats ship them back at my expense.

**Swedish Select Oats—Best American Oat.**—To sum up briefly, the following are reasons why Swedish Oats are the best:

**First.**—They outyield all others. Nearly all who try them testify to this.

**Second.**—Stiffness of straw. "The straw is coarse; noted for its stiffness and power to withstand lodging." Prof. Moore says.

**Third.**—Fine appearance. They are pure white in color, large thick and plump. None handsomer. The heads are large, upright and bushy.

**Fourth.**—Great root development. "This is characteristic of the Swedish oats, which enables them to resist drouth better than any other variety tested." So says Prof. Moore. Prof. Shepard of the South Dakota station says: "They are the best drouth resisters of all our new plants."

**Fifth.**—Earliness. They are the earliest, we think, of all large, heavy yielding oats.

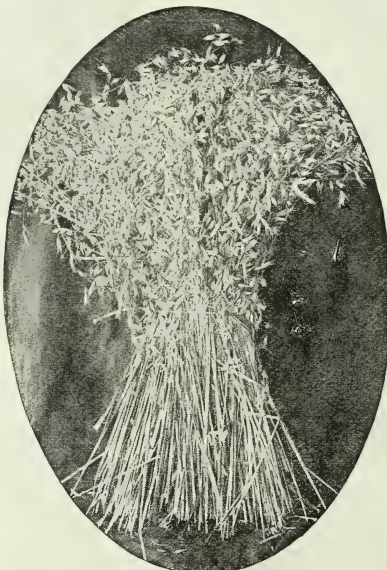
**Sixth.**—Freedom from rust and smut. They are less liable to rust and smut than most any other oat. Our stock is from treated seed and practically smut free.

My seed is northern Wisconsin grown and weighs 40 lbs. to the measured bu. Price:  $\frac{1}{2}$  pk. 25c, pk. 40c, bu. (32 lbs.) \$1.25, 2 bu. or over at \$1.15, 10 bu. or over at \$1.10. Bags free.

**Kherson Oats—60 Day Oats or Fourth of July Oats.**—This variety was first introduced from Russia a few years ago. It is a very early variety, probably the earliest one grown. Stalk is rather short, but the heads are very heavy and full of grain, and in many places, especially through Kansas, Nebraska and Missouri, it has

out yielded all other varieties. The grain is small, yellowish in color and very slender, but heavy and weighs well to the bushel. It seems to stand the drouth better than any other variety. My seed of it is Dakota grown and exceptionally fine; well graded and guaranteed free from mustard, cockle, thistle or other bad weeds. Price: Bu. \$1.25, 2 bu. or over at \$1.15, 10 bu. or over at \$1.10. Bags free.

**Early Champion.**—A very early variety, introduced about ten years ago. It has a rather short stalk, but good sized heads and makes a good yield, maturing a week or ten days earlier than the large varieties, thus often escaping the rust which generally comes the first half of July. While it does not generally yield as much as the larger sorts, such as the Swedish Select, it is of value where you are anxious to get the ground cleared early in the season. The grains are small in size but heavy. Price: Bu. \$1.25, 2 bu. or over at \$1.15, 10 bu. or over at \$1.10 per bu.



Swedish Select.

Regenerated Swedish Select—This is an entirely different variety from the original Swedish Select. It was by the famous Garton Brothers of Warwickshire, England, and while they used the Swedish Select as the basis or parent stock, the result was a great improvement, and the variety is considerably different from the parent. It is larger, heavier, a taller, stiffer stalk, and more desirable in every way. I have for several years considered the Swedish Select the best variety there is grown in the United States, and I was slow to be convinced that anything in the oats line could be any better; but after a year's thorough trial of the Regenerated Swedish Select and getting reports on them from all over the country, I am thoroughly convinced that they are 25% better anyway than any American variety. I had my seed grown in the great oats district of Saskatchewan, Canada, from improved English seed. The oats are the heaviest, largest seed I ever saw. They were raised on new ground and are absolutely clean and free from weed seeds of any kind. They have been rigidly graded and are just about as near 100% perfect as oats could be. Coming as they do, from the far North, they are earlier, harder, and heavier than any oats we can raise here. If you want new

blood in oats, this is just what you want.

Before offering these Canadian oats to my customers, I investigated carefully and got reports from farmers who had used Canadian seed oats last year. They reported great increase over home grown seed, the average increase reported about 47%. I want to urge you most strongly to plant at least enough of these new oats to get your seed for another year, and I know it would pay you to plant your entire field of them. Ask for free sample. When you see that sample, you will know why I am so enthusiastic about it. If you are acquainted with the Swedish Select, just add about 25% to the best sample of Swedish Select you ever saw, and you will get an idea of what this seed is like. I don't believe in talking 200-bushel oats, but if any oats has ever had a chance to make it, these would be the ones. Price Genuine Imported Canadian Seed, bu. \$2.35, 2 bu. or over at \$2.25, 5 bu. or over at \$2.10, 10 bu. or over at \$2.00 per bushel. Small amounts by mail, pound 25c, 3 pounds 65c, sample free. Ask for special price on 25 bushels or over.

**Home Grown Swedish Select.**—We had several fields of Swedish Select oats here at Shenandoah last year, and while they yielded heavily and are good heavy seed, they got caught in the rainy weather and are badly weather-stained. You know what kind of weather we had at harvest time. This seed is pure, heavy, and sound, but badly off on color. Write for special prices.

# Miscellaneous Small Grain

Write for samples and latest prices.



Speltz or Emmer.

## Speltz or Emmer

This new grain is rapidly becoming a staple crop in all parts of the West and is becoming more popular every year. It grows somewhat like barley, but taller and heavier, and it outyields any other small grain. The past year it made about twice the yield that oats did, as it did not rust or fall down. The planting of it has increased rapidly here from year to year, and the coming year I look for a much larger acreage than ever all over the country. It is equal in feeding value to oats but of course the stock would have been educated to its use sometimes on account of its being new and strange to them. However, after they get used to it, they eat it as readily as they would oats or barley. Sow it very early just like you would oats, using about the same amount to the acre. We generally use 100 pounds which would be two and one-half bushels. Like all small grain, it is better drilled than sown broadcast. It is very hardy and will stand cold weather but in this climate, cannot be used as fall grain, but must be sown in the spring. **Bushel 85c; two bushels or over 80c per bushel; special price on large lots.**

## Beardless Barley

I must confess that we have never had as good success with the beardless barley as we have with the rest of the bearded varieties. For some reason we never can get the yield on beardless barley that we do on the others. Its only advantage is that it is a little easier to handle on account of no beards, but I believe the bearded barley has enough good points to overbalance this. However, if you want to try it, we can offer the genuine article. **Price per bushel \$1.35; two bushels or over, \$1.30 per bushel.**

## Manshury Barley

(Mandscheuri)—This, in my opinion, is the best of all the varieties of barley for general use throughout the corn belt. It is very hardy, a great yielder and about the earliest of any. This is an important point, as you can get it off the ground sooner than you can any other crop of small grain. It is especially good to seed clover with as it can be cut soon enough to give the little clover a chance. It stands up remarkably well and in spite of the bad season here this year, it made over 40 bushels to the acre. **Bushel \$1.10; two bushels or over \$1.00 per bushel.**

## Spring Wheat

This is a very fine strain of spring wheat grown here, which is considered here the best of any. It is a hard red wheat, in appearance like the Turkey Red winter wheat. It yields well, stands up well, and is good in every way. **Bushel \$1.50; two bushels or over, \$1.40 per bushel.**

## Winter Wheat

This part of Iowa is celebrated for its fine winter wheat. The yield here is enormous. We grow practically all one variety, Turkey Red, and we have a splendid strain of it. When the time of year comes for seeding fall wheat, we would be glad to make you special prices on Turkey Red, Malakof or other varieties.

## Buckwheat

This is very valuable for use on ground that cannot be seeded until late in the summer, as it can be sown as late as July first and still make a good crop. We can furnish as follows: **Silver Hull \$1.65 per bushel; Improved Japanese \$1.75 per bushel.**

## Seed Flax

A very profitable crop to grow especially on new land. **Price \$2.00 per bushel.**

## Broom Corn

**Improved Evergreen**—The standard variety grown largely in Kansas and Oklahoma. **Bushel \$2.00; ½ bushel \$1.10; peck 60c.**


**Dwarf Evergreen**—Somewhat similar to the above, but shorter stalks and slightly earlier. Heads are very bushy. **Bushel \$2.00, ½ bushel \$1.10, peck 60c.**

## Joint Rates in Iowa--Cheaper Freight Rates

Did you know we have cheaper freight rates in Iowa now? A lot of us shippers got together and got it through the Legislature and then later fought it through the Railroad Commission. What we wanted was a lower joint rate where the shipment went over two or more lines. Finally we got it. Went into effect August 1st, '07. We now get 80 per cent of the two locals when it goes over two roads. This makes a difference and the Iowa farmers will notice it when they come to pay their freight bills.

**The Cyclone Seeder**—This is the best seeder made at any price. It is roomy, strong, works evenly and will sow any kind of seeds, any desired thickness. It is fully guaranteed and if not perfectly satisfactory may be returned at my expense. **Price \$1.50.**

**Little Wonder Broadcast Seeder**—This is the first and only really good seeder sold at a dollar. It does fine work and is almost indispensable to any farmer who has much seeding to do. It will sow any kind of seed and sow it evenly. **Price \$1.00.**



Spring Wheat.

# FODDER CROPS

## Fodder Cane

(Sorghum). If some enterprising seedman would introduce Sorghum cane under some high-flown Latin name as a disguise, tell only the real truth about it, and charge a dollar a pound for it, he would have the greatest "novelty" of recent years. Most of the farmers of the West are getting well posted on the value and uses of cane, but the East has yet much to learn about it. Here in condensed form, are the points regarding cane: Produces from three to eight tons (cured) per acre of valuable feed for horses and cattle; may be grown anywhere from Manitoba to Mexico; will withstand drouth and unfavorable conditions that would kill most fodder crops; principally grown for winter supply of forage, but may be used green for ensilage or for feeding as green feed. In this way can be made the chief food of horses and cattle from August to May. Furnishes excellent pasture for hogs from June to frost; the seed is excellent for poultry and will increase egg production; dairymen will find it of exceptional value as feed for milch cows, as it will grow



Cane

thrifty and green in weather so dry that would ruin corn or ordinary crops. Cane can be cut two or three times in the summer if cut before it gets headed out, and in that form makes splendid hay. The variety used for fodder is slightly different from the special variety that is used for syrup purposes, as the stalks are more slender and more assured. Price subject to change: Bushel (50 lbs.) \$1.50, 1/2 bushel 85c, peck 45c, small amounts by mail postpaid 20c a lb.

## Kaffir Corn

This is the great fodder crop of western Kansas and Nebraska, valuable for both fodder and grain. Regions so dry that corn cannot be grown at all Kaffir Corn will make a yield of 30 or 40 bushels per acre of seed equal to corn in feeding qualities, besides a large amount of first class fodder. It does well anywhere in the cornbelt and on good ground will yield as much grain per acre as corn. The fodder is better than the best of corn fodder and almost equal to cane. The grain is especially valuable for fowls, as it is a convenient size for feeding and seems to be just



Kaffir Corn

the right quality. It can be sown broadcast at 75 lbs. per acre or drilled in like corn using about 5 or 10 lbs. per acre. Price, subject to change: Per bushel \$1.25, sacks free; small amounts by mail postpaid 20c per lb.

## Ensilage and Fodder Corn

There is a large and increasing demand not only in the East, but in the Central West, for seed corn especially good for ensilage and fodder purposes. It must be a corn that will make a rank and vigorous growth of fodder of good quality, and also make a creditable showing of grain. It is important, too, that it stand up well against the wind, so that it may be easily harvested. Western seed corn is for this reason much preferable to the Eastern or Southern seed, as it is used to the prairie winds and will stand up well in the face of winds that would blow down any Eastern corn. This showed very plainly in my trial grounds both this year and last, as corn from Eastern seed invariably went down badly, while the seed from Iowa and other Western states stood perfectly. I sold lots of corn last year to farmers in the Eastern states and this fall I wrote to a number of them asking how it stood up and how it succeeded in general. Almost without exception they replied that it stood far better than any other corn, making a better yield of both fodder and grain. The following varieties are the ones most in favor for fodder purposes, either for ensilage or shocking in the field. The seed is carefully selected for strong germination, but it is not graded. That is the only difference. It is guaranteed to be perfectly satisfactory or you can return it at my expense any time in ten days after you get it.



Mammoth White Ensilage.

## White Ensilage

A big rank growing white corn somewhat similar to White Elephant, but has been bred up with the idea of making an enormous crop of fodder. It makes big coarse ears that ripen easily in this latitude. Grows about 12 feet high on good land. Price: Per bushel \$1.50, two bushels or over at \$1.45 per bushel.

## Leaming Ensilage

This is a special type of the Leaming very popular all over the East for fodder corn. It grows about 10 feet high, very leafy, stalk stands up well, and can be planted thicker than the big white corn. Ears yellow, solid, fairly early, and of good size. Always can be depended on for a good yield of both fodder and grain. The Iowa grown seed is much superior to the Eastern seed, and it is more vigorous and will not fall down so badly. I have a big supply of it and will be pleased to make special prices on large lots. Bu. \$1.50, 2 bu. or over at \$1.45.

## Evergreen Sweet Fodder Corn

This is very much the same as the regular Stowell's Evergreen Sweet Corn, only not so carefully handled as the garden grade. Is of good germination, a vigorous growthy type and good stuff in every way. It does not grow so large, as field corn but makes sweeter fodder and can be planted very thick. It stools out much more than the field corn, and the stalks being finer the stock will eat it up stalks and all. Price: \$1.50 per bushel, two bushels or over at \$1.45 per bushel.

## Fodder Flint Corn

This is the principal corn grown in New England, and in fact all through the extreme northern edge of the corn belt. It is harder than the Dent corn and will stand more cold and ripen much earlier than any Dent corn. Price: Bushel \$1.50.

## Pride of the North Fodder Corn

An early Dent corn of medium height, ripening very early. Fine quality. Price: Bu. \$1.50, 2 bus. or over at \$1.45 per bu.

# Miscellaneous Farm Seeds

ALL PRICES ON THIS PAGE SUBJECT TO CHANGE.

NOTE.—At the time this book goes to press prices on this class of seeds are in an unsettled condition. I want to make the lowest possible prices to you, so don't depend too much on prices here, but write in and ask for the latest.

On all our farm seeds we carry out the same policy that we have insisted on with the clover and alfalfa seed, that is, we handle only what we call a guaranteed or fancy grade. We are willing to let you subject this seed to any possible test and if not satisfactory, you can return it at our expense and have your money back. You run no risk of getting your farm seeded down to bad weeds.

We believe all our field seeds to be free of Johnson Grass, Russian Thistle, Canada Thistle, Dodder, Bindweed and Quackgrass; and we will refund the price paid for any field seeds not so found.

**True German Millet** This is the millet that has the enormous big heads and wide leaves. It is the rankest growing of all the millets and makes lots of feed either as hay or grain. Can be sown as late as July in this latitude, and on that account is valuable where other crops have been washed out and lost. Price: Bu. \$1.25.

**Common Millet** This is somewhat similar to the German Millet, but smaller heads and smaller leaves. The seed is more slender in shape instead of being round as is the case with the True German Millet. We do not advise it and do not sell it except on special order. Ask for prices.

**Hungarian Millet** A small early variety, not recommended except for the extreme North and for extremely late planting. We do not sell it except on special orders. Ask for prices.

**Siberian Millet** A very early millet growing about two feet high and used in the semi-arid regions of the West. Makes a heavy yield of seed, but a rather light yield of hay. Ask for prices.

**Japanese Millet** (Billion Dollar Grass). A very coarse ragged growing millet of doubtful value. Especially adapted for low, very rich land, but in my opinion is not equal to the German Millet. Price: \$6.00 per 100 lbs.

**Canadian Field Peas** This is the variety of peas grown so extensively in the North and Northwest as a field crop. They are somewhat similar to the ordinary garden pea, but make longer vines and more pods. They should be sown very early in the spring either alone or with oats or barley at the rate of from one to two bushels per acre. They may be cut and cured for hay or let ripen and threshed like small grain. They do not do well sown late in the season as they grow only in cool weather. Price: Peck 75c, ½ bu. \$1.25, bushel \$2.35, 2 bu. or over \$2.25 per bushel.

NOTICE  
The Canadian or Northern Field Peas are for early spring sowing only, as they do best in cool weather. For late summer and fall crop use cow peas, which should not be sown till settled hot weather.

**Short Orange** (A Special Sorghum Cane for Syrup Purposes). The cane that is grown for fodder will not do for syrup purposes, as it is generally more or less mixed. It has not had any special selection and has been grown more with an eye to fodder than to good qualities for syrup making. I have always had lots of inquiry for special seed for syrup making, but have never been able to supply it until lately.

There is a man up in eastern Iowa who makes the best sorghum syrup I ever tasted. I have been at him for a couple of years for seed, and have secured a supply from him for this coming year. Here is what he says about the variety, which he calls "Short Orange:"

"I have planted this for sorghum purposes for the last three years and find it far ahead of any other variety. It is a vigorous grower, good sized stalks, not overly tall, but just about right to handle nicely, makes clear red sorghum, and the beauty of it is I have never had it blown down while others all around it went down, and the best of it is, it is from ten days to two weeks, anyway that much, ahead of any of the earliest around here, and that much time means something. It is very sweet and makes large yield of syrup. If it should be a good year, I will have some seed for you. I will do the best I can to get absolutely pure seed for you and in the best of condition. I own and operate the largest sorghum mill in this part of the state. I will go through at heading time and select the seed for you, clipping out and throwing away any foreign heads, if any. Of course, when we go to thresh, there might be a few grains of other kinds clinging to the sides and cracks of the machine from last year, but except for something of that kind, I believe I can give you absolutely pure seed of this variety."

Now, this tells exactly what this variety is like. I believe it is by far the best syrup variety grown. The seed will be saved with special care and will practically all grow. Five to seven pounds will plant an acre, and the grower claims that it will make 200 gallons of sorghum to the acre. Price: 30c per pound postpaid; larger lots by express or freight at pound 20c; five pounds 75c; 10 pounds or over at 10c per pound.


## COW PEAS

These are not at all like the Canadian or Northern Field Peas, but are intended for summer and fall use, as they do best in hot weather. They are the kind grown so much in the South where they take the place that clover does in the North. They can be grown anywhere in the cornbelt fully as successfully as they can in the South, and in many cases are superior to clover as you get so much quicker action. You not only get a quick crop of green feed or hay, but the roots enrich the soil by gathering nitrogen as clover does. They will grow on any soil, no matter how thin, and will bring it up into shape quicker than any crop you could grow. They will make a fine growth where clover would be an utter failure.

**Culture**—Cow Peas should not be sown till the ground is thoroughly warm, say about the time corn is coming up. They should be drilled, as they do much better that way than broadcast. I have sometimes drilled them with a wheat drill using one bushel per acre. I have also drilled them with a corn planter leaving them either full corn row width or straddling the rows and making the rows closer together. In this way you use from a peck to a half bushel per acre. They can be grown for hay or green feed, or can be plowed under for green manuring. I believe every farmer in the cornbelt should experiment with cow peas for they have wonderful possibilities. I have tried every variety I could hear of, and have decided that for the cornbelt the Whippoorwill and New Era are the two best varieties.



True German Millet



Cow Peas

The prices quoted on this page are based on customer paying express or freight charges unless otherwise noted.

# COW PEAS---Continued.

**Whippoorwill Cow Peas** This is the standard and the best known. Is a medium early sort, making a rather stocky, heavy growth of vine with a large amount of seed. It is probably the best general purpose variety grown. Seeds are speckled brown in color. **Price: Per bu., \$3.00, two bus. or over \$2.90 per bu.** Write for special prices on large amounts.

**New Era Cow Peas** This is the earliest variety grown and the quickest to make heavy growth. They are bushy in form rather than trailing, and will just about meet across a three-foot row. For the northern part of the cornbelt and for quick results anywhere they are the best variety to grow, making heavy yield of seed and a fine quality for hay. **Price: Same as Whippoorwill.**

**Mixed Cow Peas** Many farmers, especially in the South, prefer to grow the Cow Peas mixed, several varieties together, as they claim they get better average results one season with another. A great deal of the seed we get is harvested from these mixed fields and we have to sell it that way. **Price: Per bushel \$2.75, two bushels or over at \$2.65 per bu.** Write for special prices on large lots.

## Small Amounts of Cow Peas and Soy Beans

**by Mail** I want every farmer to try at least a few Cow Peas and Soy Beans so I will send small amounts by mail postpaid as follows: **Large package 10c, pound 25c, three pounds 60c.**

### CAUTION REGARDING COW PEAS.

Be sure to say whether you want the Northern (Canadian Field) peas, or the Southern Cow Peas. The Canadian peas are a cool weather crop and should be sown early. They are the ones to sow with oats. The

Cow Peas are a hot weather crop, will not grow early or in cool weather, but make wonderful growth in hot dry weather. Say which you want.



Soy Beans

## Soy Beans

(Soja Beans).—This is a plant somewhat similar to cow peas, but makes a stout, erect bush instead of a vine. It is also earlier and harder than cow peas. Can be sown earlier and will succeed under more adverse conditions. They are grown universally in China and Japan and used as food as we use white beans. In

this country it is not grown as a food crop, but simply as a forage crop and as a soil renovator. They can be used as green feed, cured for hay, or cut for a seed crop, and they are very valuable either way. Those interested should write to the Dept. of Agriculture, Washington, D. C., for Farmers' Bulletin No. 58, which tells all about them. **Bu. \$3.00, 2 bus. or over, \$2.90 per bu.**

## Field Vetch (Winter Vetch, Oregon Vetch).

Valuable as a soil renovator on very thin land and as a pasture crop. Somewhat similar to pea vines but much finer and more wiry in growth, and so hardy that it will live out over winter. Does best sown in the fall like winter rye, when it makes a good cover crop for winter and good pasture for spring, enriches the soil like clover when plowed under. Sow at the rate of 30 lbs. per acre broadcast, or drilled either alone or with equal amount of rye. **Price: 50 lbs. or over at 10c a lb., less amounts 12c.** By mail postpaid, large package 10c, lb. 25c.

## Dwarf Essex Rape

Nothing ever introduced has gained so much popularity in so short a time. Only a few years ago we were asking "What is it, anyway?" While now every up-to-date farmer grows it and knows its value. It is an annual plant of the cabbage family, grows very quickly in any weather and makes a big loose bunch of leaves, somewhat like cabbage leaves, but



DWARF ESSEX RAPE.

long and narrow, grows all summer without going to seed. When eaten off it sprouts up from near the ground. Hard freezing kills it. The seed cannot be grown in this country, but imported from Essex County, England. All kinds of stock eat it readily and thrive on it, but I consider it most valuable for hogs, especially young stock. Broadcast, 5 lbs. per acre on well prepared land, early in the spring and after it gets started it will keep a dozen shoats all summer without other feed. One of my customers sowed a vacant lot (one-fifth acre) in April and turned three shoats in it in May. When I called to see him in August the rape was so high it hid the hogs, in spite of the fact that they had kept fat on it alone and tried their best to keep it down. By October 15 the hogs weighed about 275 lbs. and the one-fifth acre of rape had been their only feed since May. **Price: 5 lbs. 50c, 10 lbs. 80c, 25 lbs. \$1.75, 100 lbs. \$6.50.** Small amounts by mail add 8c per lb. extra to cover postage.

## PUMPKINS

**Field or Cow Pumpkins**—The big yellow kind that is grown so much in the corn fields; **Price: Pound 20c, 6 pounds \$1.00; not prepaid.**

**Sweet Pumpkin**—This is the large flat buff-colored pumpkin which is valuable for either stock feed or house use. **Price: Pound 30c, 6 lbs. \$1.50; not prepaid.**

**Stock Beets or Mangels**—Much grown for cattle, sheep and hogs. Use 8 to 10 lbs. per acre. **Pound 25c.**

**Sunflower**—Valuable to grow for chicken feed. Each plant makes a big head often a foot across. Plant and tend like corn and they will yield about the same. **Price: Gallon 50c, peck 85c, bushel \$3.00.**

**Stock Carrots**—Very valuable for stock feed. Will yield 15 to 20 tons per acre with good culture. **Lb. 50c.**

**Teosinte**—(See page 59).

**Pencillaria**—(See page 59).

**Billion Dollar Grass**—(See page 59).

**Fodder Corn**—(See page 56).

**Jerusalem Artichokes**—(See page 59).

**Broom Corn**—(See page 55).

**Buckwheat**—(See page 55).

**Seed Flax**—(See page 55).



Big Tom Pumpkins

The prices quoted on this page are based on customer paying express or freight charges unless otherwise noted.

# The Rainbow Chaser

I started out to call this a page of fakes and then I changed my mind for my courage failed me. I was afraid I might hurt someone's feelings and by telling the truth about some of these wonderful "novelties," I am certainly stepping on the toes of some mighty prominent seedsmen. I confess that two or three of these things I have listed and sold myself with at least a half-way endorsement, but then I always was a little inclined to get a little bit over enthusiastic and some of these things really do seem attractive, especially the first year they are grown.

**The Rainbow Chaser** is a man who is always hunting for something wonderful, something fine, something greater than anyone has ever had before. That is a commendable spirit but sometimes carried to extremes, and, sad to say, some of the seedmen have banked on this trait among their customers and offered wonderful "novelties," which to say the least, were over-boomed. It is a wonderful temptation to do this. Just as sure as one of these wonderful "novelties" is announced, I get hundreds of letters asking why I do not offer it for sale. They are all ready to buy and begging for a chance to spend their money, and they cannot understand why I want to wait and try it a year myself. They think I am behind the times. All these new things that come out I try at least one year myself before I offer them, then if I am pleased with it. I offer it for sale to my customers. On the contrary, if I am not suited with it, if it looks to me like a fake, I simply say nothing about it. At least, that is the way I have always done, but have decided that this year I would take one page for my very own and tell the cold, brutal truth about some of these wonderful "novelties." I also offer them for sale, and many others not listed here, I can supply. In fact, any wonderful novelty or new creation that you see offered by other seedmen I can also supply at a reasonable price and I also can probably tell you the real truth about it, whether it is of real value or not. Now, mind you, I don't say these things are fakes, pure and simple. I do say that they have been over-boomed. They have points of value, and are of real value in some special locations, but they are not suited for general culture, as a rule, and should not be planted on a large scale without thorough trial in a small way first.

**The Wonderberry** The Wonderberry for instance. Did you invest in that? Hundreds of my customers begged me for seed, but I was afraid of it, and wanted to wait a year.

If you planted some, or your neighbor did, you know all about the wonderful Wonderberry now. It was said to be wonderfully delicious, even luscious. Have you eaten one? How did you like it? Did you cry for more? I know several people who have eaten some of the berries and I have not yet found anyone who is leaving out his strawberries to plant Wonderberries.

**Teosinte** This is the wonderful fodder crop that is supposed to yield 300 tons of green fodder per acre. The fact of the matter is that it is a sub-tropical plant which will not grow in this country except in the hottest weather and under the most favorable conditions and then will not make as much as good corn fodder would. It is quite a curiosity in that it stools, making sometimes 20 or 30 stalks from a single seed, and with great care and a warm location it will sometimes make a big growth for fodder. **Price: Large package 20c, pound 50c, postpaid.**

**Pencilliara** I plead guilty to having listed this myself for several years. Under favorable conditions it makes enormous growth and I was greatly pleased with it, and I still believe that in good weather, and the right conditions, it will make more growth than any fodder crop you can plant, but if you allow it to get much size it is too tough to be of any account. It is hard to get a stand, too. I thought honestly that it was different from Pearl millet, but I now really think it is absolutely the same thing as Pearl millet or Cat-tail millet. It is especially adapted to the Southern states and is a great curiosity in the North. It will really grow 12 feet high and in the South it makes a great crop of seed, but in the North seeds poorly. **Price: Packet 10c, pound 30c, postpaid.**

**Oregon Vetch** This is at least very similar to the regular winter vetch. It is of some value as a winter cover crop and thin sandy land, where other crops cannot be well grown, but it does not make near the yield that is claimed for it and it is liable to spread and become a nuisance. **Price: Packet 10c, pound 30c, postpaid.**

**Billion Dollar Grass** (Japanese Millet, Barnyard Millet). This is simply an overgrown type of the common barnyard grass family. It makes a rank, ragged growth and on rich ground will make a large yield of hay, but of doubtful quality. **Price: Large packet 10c, pound 30c, postpaid.**

**Jerusalem Artichoke** A rank weed that you will never be able to get rid of. Yield of roots is small and quality poor. Let them alone.

I see right now that if I am going to name and describe all these wonderful "novelties" that are offered to the public, it will take more pages than I can spare. You know the list about as well as I do. Here are some of the old-timers:

**Sacaline**, the wonderful forage plant from the coast of Asia; **Bohemian Oats**, which were all the rage here about 15 years ago; the **Tree Blackberry**, from which we were all going to get rich; the **Japanese Wine Berry**, the **Crimson Winter Rhubarb**, the **Ever-bearing Strawberry**, **Alaska Wheat**.

It's no use to try going through the whole list. It would take too long and wouldn't do any good anyway. I guess there's no way but to let people buy these things if they want them. But coming down a little closer to actual values, here are a few things you want to look out for:

**300 Bushel Corn**—You all know as well as I do that it is mighty seldom in this weak and erring world that we ever get beyond 100 bushels of corn per acre. On small plots I have got 135 bushels per acre, but that's "going some" and when anyone offers you 300 bushel corn or even 200 bushel corn, just make him show his papers.

**200 Bushel Oats**—Some oats are offered as 300 bushels and some as 175 per acre, and you know as well as I that in the wonderful irrigation country it is seldom they get 80 bushels.

**47-Day Tomato**—The best that any State Experiment Station has been able to do on tomatoes was 95 days from seeding to harvest.



**35-Day Potato**—If you can get potatoes big enough to eat in 35 days from planting the seed, you are beating anything I can do by about three weeks.



This kind of potatoes would be worth about \$100.00 a bushel, but I haven't got them.

Now I could go on here all day, telling you about these things, but I don't believe it is necessary. If you want any of these wonderful things, I will sell them to you and you can get the experience cheaper than you could most places, but you take my advice and stick to things that sound at least reasonable.

**P. S.**—I knew one man who bought some 300 bu. oats. He said he didn't believe they would yield that much, but even discounting it 50 per cent. they would be great stuff. I asked him how he fixed his percentage. If he admitted that the man who sold them was 50 per cent. liar, why not 100 per cent.?

He tried the oats anyway, and he's raised his percentage.

**P. S.**—While you are about it you might add the **Thornless Cactus**, the **Seedless Apple** and the **Belgian Hare**, and you might as well add **Ginseng**, too.—**H. F.**





# Flowers

Flowers may seem out of place here next to seed corn, but it seems to me that if the farmer can afford to treat himself to some new seed corn, the madam might have a few flower seeds to liven up the front yard. There is nothing that adds to the charm of a farm home like plenty of bright flowers. Not the green house kind, but the hardy and lovely old favorites that have come down to us from the time of our grandmothers. Some of the newer flowers are all right, but for my part I prefer the pansies and pinks, sweet peas, poppies, sturtions, hollyhocks, and all the home-like flowers that we never tire of.

In making up my list of flowers I have had the farm flower garden in mind and have chosen ones that will grow and bloom with the least care, the ones that will not complain if a few weeds are left in, and can stand a little dry weather on a pinch. I maintain the same high quality and liberal measure in flower seeds that I do in other departments. They must be in keeping with the big red packets of vegetable seeds and the seed corn in the ear. I handle only the very best strains, the same that you would get from Burpee or Vick or Vaughan, and I know they will please you. I get the seeds in bulk from the best growers — American, German and French — and put them up in good liberal, farmer size packets, not the two for a cent size you sometimes get.

**Culture**—Most flower seeds should be planted shallow, say three times the diameter of the seed, and kept covered with an old cloth or carpet till sprouted to prevent drying out. Plant in rows for easy tending and keep the weeds pulled out, but be sure first that they are weeds. With slow growing seeds it is a good plan to drop in a few cabbage or radish seeds as they will come up quickly and mark the rows for you.

In ordering flower seeds, please give number as well as name, as we have the seed cases numbered to correspond, and it is a big help in filling the orders. Unless otherwise specified, the flowers are in mixed colors as most people prefer them that way. On some I offer separate colors, but in such cases the colors are given.



Aster, Tall Mixed



Castor Bean

**Annuals** These are flowers which bloom from seed the first year and should be sown in the spring. All are easily grown and will succeed for anyone.

1—**Ageratum**—Fine plants for masses or for winter blooming in the house; flowers of a brush like appearance, remains long in bloom. **Price: 5 cents.**

2—**Alyssum**—This is of easiest culture and its white fragrant flowers are produced in abundance all summer. Grows about a foot high and makes a mass of fine leaves and little white flowers. **Price: 5 cents.**



SWEET ALYSSUM.

3—**Antirrhium or Snapdragon**—Beautiful spikes of gay colored flowers produced abundantly the first season and often the second also. An old favorite. **Price: 5c.**

**Asters** My Aster seed is great grown by Rohnert, the best California grower, and is by all odds the best to be had anywhere. They are of easy culture and will grow anywhere. Plant the seeds outdoors or in a hotbed. Easy to transplant. Bloom in August and September when other flowers are scarce. Sometimes called fall roses.



Balsam, or Touch-Me-Not

5—**Choice Mixed Asters**—All colors and all sizes. A mixture of many varieties, from the dwarf German to the immense Comet. **5 cts.**

6—**Finest Mixed**—Very choicest florist sorts. Can't be beat at any price. A great range of colors. **10c.**

7—**Tall Mixed**—All colors. Mostly the Giant branching. **Price: 5 cents.**

8—**Dwarf Mixed**—All colors. Mostly the German quilled. **Price: 5 cents.**

9—**White**—Both tall and the dwarf, but all pure white. **Price: 5 cents.**

**SPECIAL OFFER**—One pkt. each of above 5 Asters **20c.** I can supply any separate color of Asters if wanted at the usual prices.



Carnation

Remember we give a package of mixed Gourds with each order of flower seeds amounting to \$1.00 or over.



# FLOWERS---Continued.

**Balsams** or **Touch-Me-Not**—This is one of the most satisfactory ones on the list. They bloom early and late, from June till frost. Always cheerful and bright and will grow and bloom anywhere. My seed is by Schmidt, the great German flower seed man, and is good stuff.



Canna

16—**Carnation, Dwarf Marguerite**—Blossoms in four months from planting the seed and are equal to the ones grown in greenhouses. Try a bed of them. **Price: 10c.**



California Poppy

22—**Dahlia**—Can be grown from seed as easily as from roots. Come in a great range of colors. Plant and transplant like tomatoes. **5c.**



Dahlias

**Scapara**—A green bush looking like Arbor Vitae but grown from seed in a couple of months. Covered with red blooms in the fall. **Price: 10 cents.**



Gloria of Asia

10—**Large Flowered Mixed**—Blossoms early and late. **5 cts.**

11—**Extra Double**—Very fine. Includes the **Invincible** and **Cammellia**. **Price: 10 cents.**

12—**Calliopsis or Coreopsis**—Very handsome showy plants with hundreds of gorgeous brown and yellow blooms for the greater part of the summer. Easy culture, requires no care. Just plant the seed where you want it and it blooms in spite of anything, and in short time after sowing. **Price: 5 cents.**

14—**Candytuft**—Fine for bedding. Grows about a foot high. Mostly white. **Price: 5 cts.**

15—**Canna**—A large leaved, lily-like plant, with handsome yellow and red blooms. Generally grown from roots, but can be easily grown from seed. Soak the seed before planting and cut a hole in the end. **5c.**

17—**Castor Oil Bean**—Fine for planting singly for decorative effect. Said to keep moles out of the garden. **Price: 5 cents.**

18—**Chrysanthemum**—Not the big fall kind, but the annual ones that bloom in the middle of the summer. All colors. **Price: 5 cents.**

19—**Cosmos**—New early flowering. Fine for late flowers. Blooms until after frost. Red, white and pink and all shades between. **Price: 5 cents.**

20—**Dianthus Pinks**—The old-fashioned sweet pink. A hardy annual, easily grown. Also called "China Pinks." Double and single mixed. **5c.**

23—**Dahlia, Extra Fine Double**—Very finest florist sorts. Big and gay. **Price: 10 cents.**

24—**Eschscholtzia or California Poppy**—Deep yellow in color. Good for a dry place as they will bloom in spite of dry weather. **5c.**

25—**Everlasting or Straw Flower**—Good for winter bouquets. Do not wilt or fade. **Price: 5 cts.**

26—**Forget-Me-Not**—One of the old favorites. **Price: 5 cents.**

27—**Four O'Clocks, or Marvel of Peru**—Old fashioned, but none the less beautiful. **Price: 5 cts.**

32—**Glory of Asia or Kochia** bush looking like Arbor Vitae but grown from seed in a couple of months. Covered with red blooms in the fall. **Price: 10 cents.**

**Hollyhock** A favorite with everyone. Tall and stately and always handsome.

33—**Finest Single**. **Price: 5c.**

34—**Finest Double**. **Price: 10c.**

35—**Larkspur**—Blue, red and white in tall spikes. Easy to grow. **Price: 5 cents.**

36—**Marigold**—Another old fashioned flower. **Price: 5 cts.**

37—**Mignonette**—Very sweet. Fills the whole garden with fragrance. **Price: 5 cents.**

**Nasturtiums** These are about as satisfactory flowers as you can plant. They will grow and bloom anywhere and, in fact, do better in hard poor soil than in rich dirt. They come into bloom early and stay till frost kills them. Colors are all shades of red and yellow. The climbing sorts are fine to train up to a window.

41—**Dwarf or Tom Thumb**—Grow about a foot high. A mass of blooms all summer. All colors. **Oz. 15c, pks. 5c.**

42—**Tall or climbing**—I have the popular Lobbianum strain. **Price: Oz. 15c, pkt. 5c.**

**Pansies** Everyone is fond of pansies, and everyone, rich or poor, should have a bed of them. They are easily grown and a constant delight. Plant early in the spring either outdoors or in the hotbed. Will do well almost anywhere, but do best in a cool place, a little shaded. I have the very finest imported seed and for size and brilliant coloring you cannot beat it anywhere. Packets contain about 150 seeds each.

43—**Prize Mixed**—The German Imperial strain. This seed is from Schmidt, the great German grower, and you cannot beat it at any price. Flowers are of the largest size and all imaginable colors. Most seedmen ask 25¢ for this grade. **Price: 10 cts.**

44—**Choice English Mixed**—A fine mixture. All colors. **Price: 5 cents.**

45—**White**. **Price: 5 cents.**

46—**Blue**. **Price: 5 cents.**

47—**Black**. **Price: 5 cents.**

48—**Yellow**. **Price: 5 cents.**

## SPECIAL OFFER

One packet each of the six Pansies listed above (regular price 35 cents) for 25 cents, postpaid. Will make a fine bed.

49—**Petunia Hybrida**—Fine mixed. The large single kind. **Price: 5 cents.**

**Phlox Drummondii** An easy growing annual that will bloom all summer till cut down by frost. It will seed itself and come up in the spring. Comes in all colors from white to dark red. About a foot high.

50—**Grandiflora**—Finest mixed. The large flowering kind. **Price: 5 cents.**

51—**Starred and Fringed**—Odd and curious shapes. **5c.**

**Poppies** These are my favorite flowers. They grow and bloom in any kind of soil and in any kind of weather. They ask no odds of any one. The colors are so brilliant and showy that they attract more attention than anything on the place. As someone has said, "They are red and not ashamed of it." My bed of poppies won the admiration of every passer this last summer and in July when it was so dry nothing else would bloom, the poppies were on hand fresh and beautiful every morning.

52—**Finest Mixed**—These are the ones I had in my garden last summer. I saved seed from all the best ones of all kinds and made one grand mixture of it. It has all kinds and all colors, double and single. Many are the tall stately kinds. **Price: Oz. 40c, pkt. 5c.**

53—**Double Peony Flowered**—Tall growing and look like a large peony. All colors and shades. **Price: 5 cents.**

54—**Double Carnation Flowered**—Like a carnation but much larger. **Price: 5 cents.**

55—**The Shirley**—Finest of all the dwarf poppies. Very early. **Price: 5 cents.**



Dwarf Nasturtium



Tall Nasturtium



Pansies



Phlox Drummondii



Marigold

# FLOWERS---Continued.

56—**New Dwarf Shirley**—A new and improved Shirley. Fine colors. **Price: 5 cents.**

**Portulacca or Moss Rose** Fine for rock piles and other places where it is hard to get anything to grow well. This is kin to pursley and will grow anywhere.

57—**Finest Single**—All colors. **Price: 5 cents.**

58—**Finest Double**—A very fine mixture producing nearly all double blooms. **Price: 10 cents.**

60—**Scabiosa or Mourning Bride**—All colors. **Price: 5 cents.**

61—**Stocks**—Large flowering dwarf. All colors. **Price: 5 cents.**

**Sweet Peas** This is probably the most popular flower in America. It is loved by everyone, both for its beautiful coloring and for its delightful fragrance. I have a very fine strain of seed and you cannot get any better no matter what price you pay. I used to list several grades of them, but it is no use when the best are as cheap as they are now. Plant very early in the spring, as early as you can work the soil, and give them good ordinary culture.

63—**Finest Eckford's Mixed**—This includes all the best Eckfords and also a sprinkling of what is known as the California Giants. It has every imaginable color and all of large size. I have taken great pains with this mixture and I do not think there is any better to be had anywhere. **Price: Ounce 15c, large packet 10c.**

64—**Choice Mixed**—Next to above, the best mixture to be had. **Price: Packet 5c, ounce 10c.**

65—**Double Mixed**—Something new. A true sweet pea but very double. **Price: 5 cents.**

66—**Cupid Dwarf Sweet Peas**—Grows only about 8 inches high and needs no stakes or trellis. All colors. **Price: 5 cents.**

The following are the very best and latest varieties of Sweet Peas. You cannot improve on this selection.

67—**Dorothy Eckford**—Best large, pure white, very fine. **Price: Packet 5c, ounce 10c.**

68—**Hon. Mrs. E. Kenyon**—Best and largest yellow. **Price: Packet 5c, ounce 10c.**

69—**Countess Spencer**—New orchid flowering pink. **Price: Packet 5c, ounce 10c.**

70—**Jane Scott**—Best large deep pink. **Price: Packet 5c, ounce 10c.**



**Poppies—Shirley.**

71—**Mrs. Dugdale**—Bright rose color. **Price: Packet 5c, ounce 10c.**

72—**King Edward Seventh**—Best brilliant scarlet. **Price: Packet 5c, ounce 10c.**

73—**Miss Wilmot**—Deep orange color. **Price: Packet 5c, ounce 10c.**

74—**Othello**—Best and largest maroon. **Price: Packet 5c, ounce 10c.**

75—**Navy Blue**—The only good bright blue. **Price: Packet 5c, ounce 10c.**

◆◆◆◆◆◆◆◆◆◆ **SPECIAL OFFER** ◆◆◆◆◆◆◆◆◆◆  
 ◆ One packet each of the above named sorts, a packet of the  
 ◆ Cupids, a packet of the double ones, and an ounce of the  
 ◆ best mixed, 11 packages altogether, sent postpaid for 25  
 ◆ cents. This collection will plant a double row 25 feet long.  
 ◆◆◆◆◆◆◆◆◆◆

## Other Varieties of Sweet Peas

We have a large stock of Sweet Peas besides the varieties named above and can supply them if wanted at the uniform price of a packet 5 cents, ounce 10 cents. Here are some of the ones we have:

- |                  |                       |
|------------------|-----------------------|
| Dorothy Tenant,  | Gray Friar,           |
| Blanche Ferry,   | Lovely,               |
| Countess Radnor, | Lottie Eckford,       |
| Prima Donna,     | Emily Lynch,          |
| Brilliant,       | Stella,               |
| Blanche Burpee,  | Lady Grisel Hamilton, |
| Appleblossom,    | Firefly,              |
| Lord Roseberry,  | Ramona.               |
| Oddy,            |                       |

82—**Countess Spencer Hybrids**—This is a wonderful new orchid flowering race of sweet peas that has created such sensation the last two years. They are hybrids of the new Countess Spencer with some of the best American varieties. Flowers are of very large size, frilled and ruffled at the edges, and generally three or four blooms to a stem. They are different from any other race of sweet peas, and I think are much finer. There is a wide range of color mostly in soft delicate shades. **Price: Packet 10c, ounce 15c, ¼ pound 35c.**

83—**Perennial Sweet Peas**—These grow somewhat like the ordinary sweet peas, but live over from year to year. Quite a curiosity. **Price: Packet 5c.**

76—**Verbena—Finest Mammoth Mixed**—All colors. **Price: 10c.**

77—**Verbena—Choice Mixed**—All colors. **Price: 5c.**

79—**Zinnia**—One of the old standbys. **Price: 5c.**

80—**Wild Flower Garden Mixture**—A mixture of the common annuals that are easy to grow and will do well anywhere. Contains over one hundred varieties. Sow all together and make a mixed garden of it. Fine for children, who always want a great variety in a small space. **Price: Large sized packets 10 cents.**



**Sweet Peas**

# Flower Seeds Continued

100—**Special 25 Cent Collection of Flower Seeds**—For those who do not care for a large list of flowers I have made up the following collection of eight packets of popular flowers, all easily grown: Nasturtium Dwarf, Pansies, Poppies, Sweet Peas, Pinks, Balsams, Phlox, Verbenas. **Price: One regular sized packet of each for 25 cents.**

**Climbing Vines** Nothing adds so much to the beauty of a house as a liberal supply of vines and climbers over the porches, windows and such places. The vines are also good for hiding old fences or sheds and, in fact, they work in well almost anywhere. All of these are vines that grow from seed and make a good showing the first year.

4—**Aquilega or Columbine**—A delicate half-climber, well known to everyone. Many colors. **Price: Packet 5 cents.**

13—**Canary Bird Vine**—A rapid and handsome climber, related to the Nasturtium. **Price: Packet 5 cents.**

21—**Cypress Vine**—Fine climber, with delicate fern-like leaves, flowers red and white. **Price: Packet 5 cents.**

33—**Moon Flower**—Quick and rank growing climber, large white flowers



A "Gourd Show" from some of our mixed Gourds. They range from the enormous Hercules Club down to the little Orange. I will give a packet of these Mixed Gourds free to anyone buying as much as a dollar's worth of flower seeds.

several inches across, open in evening and stay open till late in the morning. **Price: Packet 10 cents.**

39—**Morning Glory**—A common but popular climber, will grow anywhere. Mixed colors. **Price: Packet 5 cents.**

40—**Imperial Japanese Morning Glory**—Fancy mixed. This is imported seed and very fine. Plant and tend like common Morning Glory. **Price: Packet 10 cents.**

42—**Climbing Nasturtiums**—Beautiful half-climbers. **Pkt. 5c, oz. 15c.**

86—**Balloon Vine (Love in a Puff)**—A graceful climber of rapid growth, with pretty foliage and seed pods. **Price: Packet 5 cents.**

87—**Cobea Scandens**—Rapid growth and fine foliage, large bell-shaped flowers of beautiful violet hue. **Price: Packet 5 cents.**

78—**Wild Cucumber Vine**—A native climber where you want quick results. Grows best planted in the fall. Soak seed in water before planting. **Price: Packet 5 cents.**

88—**Hyacinth Bean**—Of extra rapid growth, makes a dense attractive screen with numerous long spikes of pea-like flowers. Blooms early and freely. **Price: Packet 5 cents, ounce 25 cents.**

**Gourds** These are in many ways the best vines on the list. They grow remarkably fast, will grow in any location and are useful as well as ornamental. We can supply the following varieties at **5 cents a packet each.**

28—**Fancy Mixed**—All kinds from the little Orange to the 5 ft. Hercules Club. Over 40 kinds in all.

29—**Nest Egg**—Guaranteed to fool the old hen every time.

30—**Dipper Gourd**—The old fashioned Missouri sort.

31—**Sugar Trough**—Grows as big as a half bushel. A great curiosity.

84—**Orange Gourd**—Small and highly colored. Very pretty.

85—**Jonah's Gourd**—Vine over 40 ft. high with enormous gourds four or five feet long.



**Cleome Pungens or Spider Flower**

A beautiful and easy grown annual. Grows 5 feet high and blooms freely from June till frost. Range from white to red in color. Very satisfactory. **Price: Packet 10 cents.**

# LAWN GRASS SEED

There is a great demand for a good, reliable ready mixed brand of lawn grass seed, for almost everyone wants a nice lawn and sodding is generally too expensive. A good velvety lawn can be secured easily and quickly from seed if the ground is in good condition and good seed is used. It should be sowed very early in the spring, very thick; about a half a pound to the square rod. Cover lightly by raking it in and if the weather turns dry, keep well sprinkled until the grass gets a good foothold. I make a mixture of the best grasses for the purpose in a proportion that will keep a good stand of grass all through the summer. The basis of the mixture is the best grade of blue grass, but I have added several other sorts that help it out immensely. Fifteen pounds makes a bushel and will seed a space about 100 feet square.

**Price: By mail postpaid, 30 cents per pound; by freight or express, 20 cents per pound, any amount.**



A farm lawn seeded with our Lawn Grass Seed. Wouldn't it be nice for every farm lawn to look like this?

# GLADIOLUS

## Queen of all Flowers

I believe if I were limited to just one flower for my own growing, I would choose the Gladiolus in preference to anything else. It has absolutely no insect enemies and no diseases. It has every color of the rainbow. It is beautiful either growing or picked. It blooms for three months steady. And best of all it will grow and bloom in any soil, any weather, and for anyone. I have never known anyone to fail with it if they had good bulbs to start with.

Another thing, it is a case where you can "have your cake and eat it too" for besides the beautiful blooms, the bulbs increase about three-fold, and your supply keeps on increasing, from year to year.

Most people, when you speak of Gladiolus, think of the old fashioned red and yellow flower common a generation ago, and have no idea of the immense improvement that has taken place in them. Every color of the rainbow is now represented, and in form and color and size no lily or canna can equal them. Some of mine are six inches across and of the most wonderful and beautiful coloring imaginable. These bulbs are all of my own growing, guaranteed true to name, first quality, and sound. All are large blooming size bulbs.

**Field's Finest Mixed**—Besides the named varieties, which I keep separate, I grow thousands of bulbs in mixture. Many people prefer them this way, they are of endless variety of form and color. Hardly any two will be alike. They range from dark red to yellow and pure white, every imaginable color. I have bought brag mixtures from everywhere and added to mine till I have a strain that is hard to beat. When they are in bloom, I go through and pull out all that do not suit me and throw them away. It carries a large proportion of light and striped, and none at all of the old fashioned red. The bulbs are all of large size.

**Price**—40c per doz. or 35 for \$1.00, all postpaid. By express your expense, \$2.50 per 100.

**Standard Mixture**—These are not of my own growing, but come well recommended from a reputable grower, who supplies them in large lots to leading seedmen. The colors are good, and the mixture is the one generally sold as "Best Mixed." **Doz. 25c or 50 for \$1.00.**

**Groff's Hybrids**—A fine mixture originated in Canada. Bulbs are of my own growing. **40c per doz., 35 for \$1.00.**

**Light and Striped Mixture**—This mixture runs almost entirely to light colors, such as white, yellow, pink and white striped, pink and yellow, and it contains practically no reds or dark colors. While the blooms are not quite as large as from the reds, nor the spikes as heavy and massive, these light colors are preferred by a great many people. **40c per doz., or 35 for \$1.00, postpaid.**



Some Sample Spikes from my Gladiolus Collection.

**Silver Trophy or Gold Medal Collection**—This is the celebrated Cowee collection which has created so much excitement the last few years. It contains practically every known color and runs largely to large blooms and tall, heavy spikes. **50c per doz., 25 for \$1.00 postpaid.**

**Giant Red Mixture**—This strain I secured from an Ohio grower who likes reds better than any other color. The stalks are of heavy massive growth often 4 to 5 feet high with very large flowers of varying shades of red, especially fine for massing where red is wanted as the dominating color. **40c per doz., 35 for \$1.00, postpaid.**

**New Unnamed Varieties**—I have lots of special seedlings and rare sorts which I am propagating simply under numbers, expecting to name and introduce them later on. I have among these some varieties which are superior to any now on the market. On some of these I have already accumulated a pretty fair stock, enough that I could spare a few of the bulbs, and if you wish, I will make up a collection for you of **12 of them for \$1.00.** I have not room here to give descriptions of all of them, but you depend upon it, they are mighty fine stuff.

**Any of the following named varieties mailed postpaid 5c each, 6 for 25c, 25 for \$1.00. Either all alike or assorted.**

**Antoinette**—Of the Le Moine type. Quite early, beautiful rosy pink color, medium size.

**Augusta**—Very popular with the florists. Practically pure white with blue anthers.

**Bajazet**—Beautiful shell pink in color, good size, and well shaped spikes.

**Ceres**—Beautiful spotted purplish rose, specially fine for use in florist work.

**Columbia**—Light orange scarlet, blotched and penciled with bluish purple. Throat freely mottled, very large.

**De LeMark**—Fine clear scarlet with ruffled edges.

**Emma Thursby**—Striped carmine and white.

**General Sherman**—Long spike, brilliant scarlet flowers, often twelve or fourteen out at once.

**Henry Gilman**—Salmon scarlet with white bands, large flowers.

**Madam Le Moine**—Probably the earliest variety grown. Large flowers, creamy white with scarlet throat.

**Mrs. Beecher**—Beautiful deep rosy crimson, well shaped flowers with pure white throat.

**Oddity**—Smoky purple with peculiar sharp pointed petals.

**Orriflame**—Dark red with darker throat. Grows often five or six feet high.

**May**—One of the best. Pure white splashed with crimson, and showing a light yellow tint in the throat. A tall strong spike.

**Splendor**—Rose pink slightly darker in the throat. A heavy massive spike. One of the best of the Childs collection.

**Madam Monneret**—A delicate pink, tall and free blooming. Sometimes slightly marked with carmine. A half a dozen spikes of



How they grow at Sleepy Hollow

We prepay postage on all prices quoted above, except where noted.

this variety makes as fine a bouquet as you ever saw. Plant lots of them.

**"1900"**—A glowing crimson with white marking in the throat and a big white splotch on the lower petal. Large size and very brilliant. Can't be beat for gorgeous color.

**Gen. Howard**—Pure white with yellow and purple markings in throat. Long heavy spike, fine every way.

**DeCheville**—Of the Le Moine or Butterfly type. Very early and sure bloomer. Often five spikes from one bulb. Salmon red with buff splotch in throat. Rather small.

**Atlas**—Very similar to DeCheville in manner of growth, color is clear violet, large velvety maroon blotch. Small.

**Marie Le Moine**—Large spike of fine flowers. Upper divisions pale cream color flushed salmon lilac. Lower division spotted violet and yellow.

**Le Moine No. 1**—Light violet and purple, with deep velvety purple throat. Long spike, free bloomer.

**Vashti**—Creamy white, blotched carmine. A very large flower and one of the first to bloom. Shaped more like a lily than a gladiolus.

**Addison**—Dark amaranth red with white stripe in each petal.

**Incendiary**—A beautiful scarlet color with darker markings, graceful and specially beautiful for cutting.

**Gen. Lyons**—Beautifully striped different shades of rose and pink. Spike of pyramidal shape and flowers nearly all open at once.

**Gen. Lawton**—Red with darker and white mixed throat.

**Gen. Taylor**—A beautiful combination of cherry and canary in stripes. Tall and large size.

**Gen. Crocker**—Best yellow. Very large heavy spike. Yellow ground with red stripes.

**Uncas**—Tall spike of coppery colored blooms.

**Octaroon**—A beautiful creamy pink.

**Gen. Harrison**—Good sized flower, crimson, white throat.

**Cleopatra**—Tall and stately, dark swarthy red with creamy white throat.

**Gen. Wallace**—Very deep brilliant red. Reddest of all.

**Brenchleyensis**—An old variety, one of the most brilliant reds. Whole spike opens at once. Fine for massing.

## Rare and Choice Varieties.

These sorts are either novelties or varieties which on account of their extra fine quality, command higher prices. Each 8c. 3 for 20, 12 for 75c.

**Mrs. Lamance**—Very large, light pink, good every way.

**Wm. Falconer**—Clear rosy pink, very large, and very fine.

**Eva**—Beautiful rose shaded and marked with slate. Throat finely mottled.



**Eugene Scribe**—Tender rose, blazed with carmine and red. Finely ruffled and frilled edges.

**Canary Bird**—Clear canary yellow, finest yellow in existence.

**Isaac Buchanan**—Nearly the same color as Canary Bird but a little more of an orange tint and a shorter, broader spike.

**Mrs. Frances King**—In many ways the best in the list. A rank, thrifty grower very large flowers, often five inches across and a beautifully shaped long spike. Often almost two feet of flowers in bloom at once. Light scarlet with deep markings.

**Le Moine or Butterfly Type.**

**John Bull**—White, tinged yellow, marked violet rose.

We prepay postage on all prices quoted above, except where noted.

**Lafayette**—A beautiful creamy white color with bright scarlet throat, best one of its color.

**Peoria**—Slaty lilac with white and crimson throat, very large.

**Copper King**—One of the very earliest, medium size, well open flower of a clear coppery yellow color. Very free bloomer. Practically the only variety of its color.

**Bird of Paradise**—Beautifully striped pink and yellow, large flower and large spike, with a large number of flowers open at once.

## New Varieties

**America**—This is the wonderful variety for which an eastern seedman paid \$4,000. In color it is soft dull pink, very light, spikes two to three feet long, with large spreading blooms. Will bring a higher price in cut flower market than any other variety. Each 15c, 12 for \$1.25.

**Blue Jay** (Baron Hulot). The only strictly blue Gladiolus. Dark, rich velvety blue which shades out in the house to a violet purple. Probably the rarest and most sought after variety in the whole list. Each 15c, 12 for \$1.25.

**Snowbank**—The best of all the white varieties. Practically pure white and unlike most other whites it is a large size and a strong, thrifty grower. Each 15c, 12 for \$1.25.

**Princepts**—Largest of all. Often six inches across. Deep scarlet color, with three broad white blotches on the lower petals. Each 15c, 12 for \$1.25.

**SPECIAL OFFER**—These four grand new varieties, the best of the whole list, one bulb each for 50c.

**Special Collection, Named Varieties**—28 named varieties, one bulb each, our selection, all for \$1.00, postpaid. This will give you a start of some really good stuff.

## Gladiolus Bulblet Collection.

**Grow Your Own Bulbs**—These are the little wee fellows, about as big as a pea from which we grow the blooming size bulbs to sell a year from now. Some few of them will bloom this year but all will grow and make a bulb that will bloom next year. These are from our best mixture. Most growers refuse to sell these bulblets, but I have decided to offer a limited amount of them at 200 for 25c or 1,000 for \$1.00, sent postpaid. I will send out with each package full directions for growing them to blooming size.

## Special Offers on Gladiolus Bulbs.

**No. 1.**—Four new varieties, America, Blue Jay, Snowbank and Princepts, one bulb each 50c.

**No. 2.**—Thirteen rare and choice varieties listed at 8c each, one bulb each 80c.

**No. 3.**—Twenty-eight named varieties, our selection, \$1.00.

**No. 4.**—One bulb each of the 50 named varieties offered \$2.40.

All of these collections are postpaid at above prices.

## New Race of Gladiolus.

An amateur grower living in this state has developed a new race of gladiolus which is different from anything now on the market, and in every way superior. He has been working especially for clear yellows, whites, light pinks, and delicate stripes of large size, wide open bloom, thrifty, vigorous stems and healthy bulb. He has pinks better than America, yellows far better than Canary Bird, and whites far ahead of anything now on the market. The collection will not be ready for market before about next year, but I am making this announcement in advance so you can be getting ready for it. While it is not absolutely certain that I will have the introduction of it, it is practically assured that I will. I cannot quote prices at present, but if you want to be sure of the first that are sent out, I will book your order subject to price being satisfactory when ready to make delivery.



Gladiolus from My Best Mixture.

# DAHLIAS

The Dahlia is the queen of fall flowers as the rose is of early summer. They much resemble a rose in appearance and except for fragrance they are the equal of roses in every way. They are as easily grown as potatoes, will grow in any kind of soil and give continuous bloom in the greatest profusion from late June till after frost. They cover a time of the year when flowers are scarce and are fine for bouquets or decorating of any kind. The colors range from pure white to the darkest red and show all the shades between. The roots can be taken up in the fall and stored like potatoes till spring when a single hill can be divided into roots enough to set a big bed.

**Choicest Named Varieties**—There is an endless list of named varieties of every color, size and shape. I have weeded out all the poor ones, and offer here the cream of the list, ones that will grow and bloom for anyone, and in spite of anything. You could shut your eyes and pick a good one out of the list.

**Any of the varieties named below, each 15c; 2 for 25c; 5 for 60c; dozen, \$1.25. Either all alike or assorted. All postpaid. Safe arrival guaranteed.**

**Golden Beauty** (Clifford W. Burton)—Best yellow variety grown. Very free bloomer, beginning in July and blooming till frost. Very thrifty bush about 4 feet high and always full of bloom. I consider it in many ways the most satisfactory variety grown. Flower large, very double and clear golden yellow.

**Nymphaea** (Pink Water Lily)—Similar in growth and profusion of bloom to Golden Beauty, but a beautiful shell pink color shading to pearly white in the center.

**Snow White**—The best large white. Very large and exquisitely perfect in form. Very double and regular in shape. Bush of rounded compact form about 3 feet high.

**Henry Patrick**—Best Cactus white. This is different from Snow White in being of the irregular or Cactus type. Flowers very large on long stems. Bush about 5 feet high.

**Sundew**—Best small red. Very free blooming and of a dazzling orange red color. Very double. Good every way.

**Large Red Pompom**—Like all the Pompom class this is a very free bloomer. Medium size, fiery red, and good in every way.

**Mammoth Bronze**—The only Dahlia of its color. Tawny bronze, shading to copper color. Very large, often 5 or 6 inches across, very free blooming.

**Star of the East**—The most profuse and steady bloomer of the whole lot. Medium size, pure white, very double, long stems, upright bush. The only white that blooms steadily all summer in spite of hot weather.


**Dollie**—Very similar to Star of the East except that it is a clear rosy pink. One of the few that blooms steadily all summer.

**Purple Gem**—The only good purple Dahlia. Large, very double and very striking.

**Special Collection Offer**—After watching all the varieties of Dahlias for two seasons in my trial grounds, I have figured out a list that I think will suit everyone. In beauty of coloring, freedom of bloom, perfect form and everything else that goes to make up a satisfactory Dahlia, these I am sure will suit you. Furthermore, they are varieties that will bloom from June till frost. Here is the list:

**Golden Beauty.** Yellow. **Star of the East.** White. **Puritan.** Spotted. **Floral Park Jewel.** Variegated. **Dollie.** Pink. **Sylvia.** Pink and White. **A. D. Livonia.** Large Pink. **Large Red Pompom.** Red. **Sundew.** Red. **Paul's Scarlet.** Scarlet.

These ten varieties cover practically the whole range of color, and all are the very best of their class. You might hunt through dozens of collections and not find anything any better. **Price, one strong bulb of each, (ten in all) for \$1.00, postpaid.**



**Double Dahlia—Golden Beauty.**

**Sunset** (Miss Thatcher)—A beautiful golden yellow, very full and double. Perfect rounded form like Snow White. Largest size.

**Queen of the Belgians**—Very large light pink. Good grower. Late bloomer. A distinctive color, not like any other Dahlia.

**Rudolph Kuhl**—Variegated or striped. Each petal is striped red and white like grains of Calico corn. Flower is of largest size and very double. The odd coloring is very striking and odd. Free bloomer.

**Floral Park Jewel** (Pompom Variegatum)—Of the bouquet or pompom type. Earliest and most profuse bloomer of all Dahlias. The bush is literally covered with beautiful little double flowers, varying from red to white in color, all on the same bush. Many of the blooms come spotted and striped. Will grow and bloom anywhere.

**Enchantress**—Beautiful pure white. Very free blooming.

**Apple Blossom**—Pink and white shaded like an apple blossom. Medium size and globular shape.

**Uncertainty**—Several shades of pink, white and red, all on the same bush. Free bloomer.

**Sylvia**—A very fine silvery pink, shading to white in the center. Blooms all summer long.

**Paul's Scarlet**—Brilliant scarlet in color. Large, very double, and fine every way. Long stem and stands up well.

**Lemon Giant**—Very large light yellow. Good variety.

**Sun Ray**—Medium size, salmon-scarlet in color, semi-double, very free blooming and stands heat well.

**Puritan**—Large white variety, somewhat like Snow White except that it has little purple splotches and dots on the petals. Very free blooming, and very fine in every way. Perfect in form.

**American Flag**—Beautifully striped white and red. Good size, good bloomer.

**Zulu**—Nearest to black. Dark velvety red. Medium size, beautiful form.

**Red Hussar**—Deep crimson color, very double, good form, good bloomer.

**We prepay postage on all prices quoted above, except where noted.**

In addition to the varieties described above, I have over a hundred named varieties of all colors, sizes, and shapes. If there is any variety or any particular color that you especially want, I can probably fix you out. Write for what you want.

# Miscellaneous Spring Bulbs

The bulbs listed on this page are all to be set in the spring and do the best at that time of the year. Most of them are bulbs that grow and multiply rapidly and have to be taken up in the fall and stored in the cellar like potatoes through the winter for planting out again in the spring. A few of them which I have particularly noticed are hardy and will live out of doors over winter.

**Dahlias** **Choice Unnamed or Mixed**—(See opposite page for named varieties)—I have quite an accumulation of fine dahlias in unnamed mixture. Sometimes a tag gets lost or stakes knocked down and the bulbs have to go into the mixture. A few are choice seedlings of my own growing, all are good varieties and all colors are represented, but I cannot give you any particular color for certain as they are not tagged. All are double and first class in every way; I have put the price very low. **Each 10c, 3 for 25c, 12 for 75c.**

**Cactus Dahlias Mixed**—I have quite a collection of beautiful cactus dahlias, but as I have so many varieties to take care of, have thrown them all in a mixture. These are different from other dahlias in the shape of the bloom, being more quilled or star-shaped. **Each 10c, 3 for 25c, 12 for 75c.**

**Cannas** **Choice Unnamed or Mixed**—(See page 70 for named varieties)—I have a very fine collection of cannas in about 20 named varieties as you will notice a little further over in the catalog, but we have odds and ends, small lots of a kind, stray plants that get mixed in with other varieties and so on and these we put all together in a mixture. They are all first class named varieties but I cannot promise you any particular color or variety. **Each 6c, 6 for 30c, 12 for 60c, postpaid.**

**Caladium or Elephant's Ear** These plants do not bloom but are valued for the appearance of their enormous leaves. They grow often three feet in length and make a fine background for small plants or flowers. Start in flow-

er pot in house and set out when ground is warm, give rich soil and plenty of moisture. The roots can be saved over for another year. **Large bulbs each 15c, 2 for 25c, postpaid.**

## Tuberose

Tall spikes of pure waxy white flowers with a delicious fragrance. Grow well anywhere, bloom all fall, especially fine for button-hole bouquets. Bulbs are extra large size, sure to bloom. **5c each, 6 for 25c, postpaid.**

## Cinnamon Vine

A beautiful and hardy climbing vine. Bulbs live over in the ground from year to year. Will cover a porch or window very quickly with dark glossy green foliage. The flowers are small and white with a delicious cinnamon fragrance. **Each 5c, 6 for 25c.**

## Maderia Vine

A beautiful and very rapid climber. Grows from root like a potato, leaves very thick and dark green, making a dense shade; long sprays of small white flowers. **Each 5c, 6 for 25c.**

## Spotted Calla

This is a summer blooming calla that does well in open ground, grows about 2 feet high with immense dark green leaves, spotted and blotched with silvery white, flowers are creamy white with purple blotches at base. Fine for house or garden. Large bulbs. **Each 20c.**

## Black Calla

(**Monarch of the East.**) This curious flower, imported from Asia, throws up its big purple spotted bloom before it shows any leaves at all. The bloom is often from one to two feet in length of very curious shape and appearance. After the bloom dies down, it throws up a bunch of big showy leaves. It is a great curiosity to everyone. **Price 25c each postpaid.**

## Panama Lily

This beautiful lily is entirely different from any other lily I have ever seen. It looks more like an Amaryllis as you will note by the picture. The bulbs which are of very large size, should be planted in the spring after the cold weather is past. Last year we started ours in flower pots in the house like we do cannas and then transplanted them out doors in May after they had started to grow. It blooms the first year and blooms very early, ahead of any other lily. Ours came in about Decoration day and was the most fragrant and beautiful thing I ever saw. Each bulb throws up from one to three massive bloom stalks bearing about a dozen enormous bell-shaped lilies which keep blooming for two or three weeks generally two or three flowers on a stem open at once. After the flower stalks die down the foliage is very showy all summer. I expect to plant heavily of it another year and I wish to urge you most strongly to buy freely of it. I am sure you will be immensely pleased with it. It is earlier and hardier and more satisfactory than any lily I have ever had. **Each 25c, 12 for \$2.50.**

## Special Collection of Spring Bulbs \$1.25

These bulbs are all free-blooming, free-growing varieties for garden culture. Plant in open ground in April. Bloom from June till frost.

**12 Gladiolus**, finest mixed; **6 Cannas**, named varieties, all different; **3 Dahlias**, named varieties; **1 Spotted Calla**, free-blooming very fine; **2 Cinnamon Vines**, fine climber for porch; **1 Caladium or Elephant's Ear**, very choice; **3 Tuberose**, Excelsior Pearl; **3 Maderia Vines**, **200 Gladiolus Bulblets.**



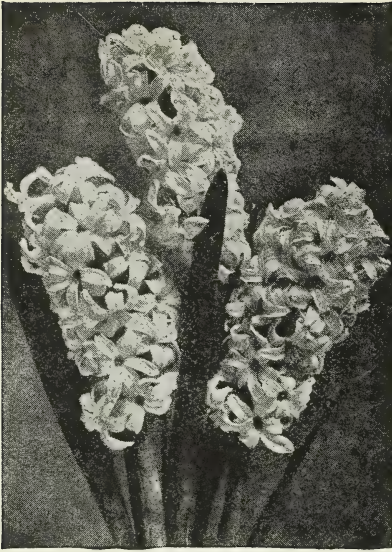
Spotted Calla Lily.



Panama Lily

All bulbs prepaid at prices quoted. 30 at the 100 rate, 300 at the 1000 rate.

# FALL BULBS



Hyacinths.

The bulbs and flowers listed on this page are all what is known as fall bulbs. This means not that they bloom in the fall, but they should be set in the fall. They are all early blooming flowers, blooming as a rule in March, April and May before other flowers come. They should be set out in October and November either out of doors in garden or in pots for house blooming. Every year when the tulips and lilies are in bloom in the spring we get calls for bulbs from people who want to get them and set them out right away, and they are generally surprised when they find that these bulbs can be bought and set only in the fall. Now, remember if you want a nice bed of tulips and hyacinths or narcissus or crocus or anything of that kind, you must set them in the fall in October or November. You can, however, send in your order at any time during the spring or summer and we will book it for future shipment. When the proper time comes we will send the bulbs to you.

**Hyacinths** These are probably the best known and best loved of all the Dutch bulbs. They can be grown either out doors or in the house with equal success. All varieties except the French Roman are perfectly hardy anywhere and once set out will bloom year after year without trouble. The single hyacinths are the best bloomers and the most satisfactory.

**Mixed Bedding Hyacinths** A good mixture, all colors, all fine bulbs guaranteed to bloom. Fine for house culture and specially fine for bedding out and at our low price can be planted in large lots. Red, pink, white, deep blue, light blue, yellow, or mixed color. **Single each 7c, 6 for 40c, 12 for 75c, 25 for \$1.50, or 100 for \$5.50.**

Double each 8c, 6 for 45c, 12 for 85c, 25 for \$1.65, 100 for \$6.50.

**Special Offer**—One each of the six colors 45c, 6 each, 36 in all, for \$2.10, 12 each, 72 in all \$4.00.

**French Roman Hyacinths**—Earliest of all hyacinths and easiest grown. Each bulb will make 2 to 4 spikes of bloom, slender, graceful and very fragrant. Set in September will bloom about Christmas. **Each 6c, 6 for 35c, 12 for 65c, 25 for \$1.25.**

**Dutch Roman or Miniature Hyacinths**—A smaller and excellent variety of the regular Dutch Hyacinth. **Each 5c, 6 for 25c, 12 for 50c, 25 for \$1.00, or 100 for \$4.00.**

**Narcissus or Daffodils** **Mixed**—All varieties and colors. **12 for 25c, 25 for 40c, 100 for \$1.50.**

**Emperor**—Largest of all. **Each 4c, 12 for 40c.**

**Empress**—White and yellow trumpet. **Each 4c, 12 for 40c.**

**Princes**—Earliest of all. **Each 3c, 12 for 30c.**

**Poet's Narcissus**—Best known of all. White flowers with gold cups bordered scarlet. **Each 3c, 12 for 25c.**

**Double White**—Very fragrant. **Each 3c, 12 for 25c.**

**Double Yellow Von Sion**—Fine for either house or out of doors. **Each 4c, 12 for 40c.**

**Jonquils** Either single or double. Similar to Narcissus but very fragrant. **Each 3c, 12 for 25c.**

**Tulips** No other flower excels the tulip in pure form, brilliancy of color and effective bedding. It is equally desirable for pot culture.

**Prize Mixture Early Tulips**—In our Prize Mixture Single Early Tulips we pride ourselves in offering the best mixture in this country. Over 250 choice varieties and the largest of bulbs. **12 for 40c, 100 for \$2.50, 1000 for \$20.00.**

**Prize Mixture Double Early Tulips**—Our Prize Mixture Double Early Tulips are very choice and bloom a week or ten days later than the single. Not quite so tall or bright but have excellent lasting qualities. **12 for 40c, 100 for \$2.50, 1000 for \$20.00.**

**Standard Mixture Early Tulips**—Double and single. This is the best mixture that we have outside of our special mixture. It includes both double and single with wide range of colors. Fine for bedding or house culture. **12 for 30c, 100 for \$2.00.**

**Duo Van Thol**—These are dwarf early tulips in bright colors, earliest of all. Grow 6 inches high and bloom before the snow is gone. **12 for 35c, 100 for \$2.00.**

**Early Tulips in Separate Colors**—Red, white, yellow, pink and striped. **12 for 35c, 100 for \$2.25.**

**Named Varieties**—I have a good supply of all the named varieties of tulips and will be glad to quote special prices on application. Ask for what you want.

**Late Tulips**—Sometimes called May Tulips or English Tulips. Grow tall and large. **12 for 30c, 100 for \$2.00.**

**Parrot Tulips**—Also called Dragon Tulips. Choicest of all. Often six inches across. Are striped and spotted in all kinds of color combinations. **12 for 30c, 100 for \$2.00.**

**Darwin Tulips**—A fine class of tall stately tulips. All the rage now. **12 for 30c, 100 for \$2.25.**

**Paper White Grandiflora**—Finest of all for house culture. Can be bloomed in water like Chinese Sacred Lily or in dirt like other bulbs. Not hardy out of doors. **Each 3c, 12 for 30c.**

**Chinese Sacred Lily** The National Flower of China. Blooms best in dish of water without dirt. The bulbs are enormous in size, each one often making half a dozen stalks of bloom with a dozen or more flowers on each. Very fragrant. **Each 10c, 3 for 25c.**

**Crocus** Either separate colors or mixed. **12 for 15c, 25 for 30c, 100 for \$1.00.**

**Giant Freesias** **Each 4c, 3 for 10c, doz. 30c.**

**Spanish Iris** A bulbous hardy Iris that should be planted in the fall like tulips. Colors very bright. **Each 3, 12 for 25c.**

**Snow Drop** Dainty little white flowers blooming very early. **Each 2c, 12 for 20c.**

**Easter Lily** The well known house blooming lily, large bulbs. **Each 20c, 3 for 50c.**

**Everblooming Calla Lily** One of the most popular and ornamental house lilies. **Each 25c.**



Easter Lily.

All bulbs prepaid at prices quoted. 30 at 100 rate, 300 at the 1000 rate.



# THE PEONY A FLOWER FOR THE MILLION AND THE MILLIONAIRE

First of all in the list of hardy flowers, I would put the Peony. It is as hardy as an oak, lives for years, and gets better with age. It needs no protection, will grow in any good soil, and has absolutely no diseases or insect enemies. A millionaire could have nothing finer, and no flower will do so well for the common gardener. The plants can be set either spring or fall, but if set in the spring, should be set very early. They will often bloom the first year they are set, and always by the next year. In addition to my already large and fine collection of peonies, I have recently added the H. A. Terry collection, which was, in many way, the finest in the world. Father Terry had spent over fifty years developing the peony, and originated over 300 new varieties, many of them finer than anything heretofore known. After his death, I purchased his entire collection, and moved it to my own grounds. His varieties are especially noted for bright, clear colors, extreme hardiness, and certainty to bloom. The following list is simply a selection of a few good varieties from my collection of over 300 sorts. These are ones that I have chosen as extra good ones, certain to grow and bloom for anyone. Send for my special Peony Catalog for a full list.

## CLASS I.

25c each or \$2.50 per doz. The entire 27 for \$4.75.

**Ambrose Verschafeldt**—Deep rosy pink, very fragrant.  
**Anna Swanson**—(Terry)—Bright crimson and rose, large flower. Fringed.

**Baron Rothschild**—Large full rose or pink. A good variety.

**Carnation**—(Terry)—Bright crimson throughout, center finely fringed. Fine.

**Chrysanthemiflora**—Outer petals broad rosy purple, inside bright rose. Fringed.

**Compte de Paris**—Outer petals red, center yellow.

**Eldred**—(Terry)—Outer petals soft purplish rose, inner petals light creamy rose changing to almost white; blooms late.

**Elegans**—Pink border with salmon center.

**General Canby**—(Terry)—Outer petals wide purplish rose, center light rose tipped white and fringed. Fine. Blooms early.

**General Custer**—(Terry)—Large flower. Deep purplish rose, edged white. Late.

**Humeii**—Deep rose pink, large compact solid flower, symmetrical form very fragrant. One of the best.

**Iris Fleas**—(Terry)—Soft purplish rose, tipped white. Full, double.

**Jupiter**—(Terry)—Large flower, double, crimson tipped light.

**L'Esperance**—Soft pale pink shaded carmine, very early, very fragrant and a fine bloomer, nearly always in bloom for Decoration Day.

**Louis Van Houtti**—Deep dark crimson, tall, free bloomer. Fine.

**Lady Dartmouth**—Pure white, very large and fluffy, inner petals spotted and splashed yellow, free bloomer.

**Mamie Roberts**—(Terry)—Light rose and cream, tipped with white, shading to pure white.

**Mars**—(Terry)—Deep blood red, very free bloomer.

**Neptune**—(Terry)—Free bloomer, large and early, purplish rose striped white.

**Nigra**—(Terry)—Darkest crimson of any, full double, free bloomer, late.

**Olive Logan**—(Terry)—Outer petals purplish rose, inner petals tipped white.

**Pauline**—Bright rose tipped lighter, fine.

**Pottsii**—Dark crimson semi-double, blooms very early.

**Perfection**—Silvery pink shading to white, very fragrant.

**Reine Victoria**—Strong grower, large perfect flower, bright rose. Good.

**Rose Fragrans**—Very large, full, double, perfect rose color. Has the color and fragrance of the American Beauty rose, fine for cut flowers. Late.

**Whitleyii**—Full strong white with creamy center. Standard for cut flowers. Best white for Decoration Day.

## SPECIAL OFFER

One good strong plant each of the 27 Peonies in Class I for \$4.75.

## CLASS II.

50 cents each or \$5.00 per doz. The 10 for \$4.25.

**Alice**—(Terry)—Bright clear rose, changing to white, center tinged with cream. Very fine.

**Belle Chateleine**—Very large flower, pure white edged slightly with crimson, globe shaped with center finely fringed.

**Bessie McGill**—(Terry)—Semi-double, outer petals scarlet and white, center nearly pure white with golden stamens. Very attractive. Late.

**Brightness**—(Terry)—Pure deep pink, tall, free bloomer.

**Congress**—(Terry)—Pure white, center finely fringed, compact dwarfish bush, free bloomer.

**Crimson Queen**—Solid intense crimson, blooms in clusters, very fine in every way.

**Delicatissima**—Very large flower, delicate clear pink, very fragrant and a free bloomer.

**Emma**—Large flower, full double, white tinged with purplish rose, making a delicate silvery color, blooms freely in clusters, late.

**Floral Treasure**—Bright pink, very fragrant and very large.

**Golden Harvest**—Very large and free bloomer, shades from blush and white on the outside to cream and gold at the center. One of the surest and earliest to bloom.



Father Terry and his Peonies.

This is the collection I secured.

## SPECIAL OFFER:

One strong plant each of the 10 varieties in Class II for \$4.25.

## CLASS III.

**Alice Roosevelt**—(Terry)—Very large flower, outer petals soft rosy purple, center cream, finely fringed shading to pure white. A very beautiful variety. \$1.00.

**Esther**—(Terry)—Considered by Mr. Terry one of his very finest, and named after his wife. Outer petals rose color, center finely fringed, cream tipped with light rose. Very free bloomer. \$1.00.

**Festiva Maxima**—Probably the finest white peony known. Although an old variety, it has never been surpassed, and true stock is always scarce. Enormous full double blooms, snow white, strong grower and free full double and very large. One of Terry's wonderful bloomer. 75 cents.

**Commodore Dewey**—(Terry)—Brilliant deep crimson, reds. \$1.00.

## SPECIAL OFFER

One strong plant each of the four varieties in Class III for \$3.25.

**Double White**—A mixture of all the best large double white varieties, some early and some late. Each 20c, 6 for \$1.00.

**Double Pink**—A collection of pink sorts ranging from a light shell pink to almost a crimson. All fine. Each 20c, 6 for \$1.00.

**Double Red**—Various shades of deep red from crimson to carmine. Each 20c, 6 for \$1.00.

**Mixed Double**—All colors. Some of our best named varieties are in this mixture. Hardly any two alike. Each 20c, 2 for 35c, 3 for 50c, 6 for 95c, doz. for \$1.90.

# Cannas

These are fine for decorative effect on the lawn. They are tropical looking, and the rank, green foliage and gay red and yellow flowers make a brilliant sight. Plant in rich moist soil when the weather is warm and settled. Better yet, start roots in a flower pot in the house and have them ready to set out when warm weather comes.

Any of the following varieties each 10c, 6 for 50c, or a dozen for \$1.00, postpaid. Dormant roots only.

**Allemania** (6 ft.)—Very large flower, scarlet with yellow border, green foliage.

**Burbank** (5 ft.)—Flowers canary yellow with small crimson spots. Very large. Green foliage.

**Austria** (6 ft.)—Very large flowers. Pure canary yellow. Green foliage.

**Black Beauty** (7 ft.)—Small red bloom, rich bronze foliage. Makes excellent background for the yellow varieties, also fine for center of bed. Best of all the red leaved sorts.

**Charles Henderson** (4 ft.)—Bright crimson flowers, green foliage. Fine bedder.

**Chicago** (5 ft.)—Clear deep vermilion. Large flowers opening up nearly flat. Green foliage.

**Duke of Marlboro** (4 ft.)—Very similar to Charles Henderson.

**Exploratur Campbell** (5 ft.)—Crimson bloom, green foliage.

**Flamingo** (5 ft.)—Green foliage. Large velvet red blooms in large trusses.

**Florence Vaughan** (5 ft.)—Green foliage, blooms yellow with bright red dots.

**Giant Crimson** (3½ ft.)—Green foliage, large red blooms with purple spots.

**La Patrie** (4 ft.)—Green foliage, pink bloom.

**Kate Gray** (7 ft.)—Green foliage, immense orange and scarlet flowers often six inches across.

**Oceanus** (5 ft.)—Light green foliage, flowers yellow and red.

**Partenope** (6 ft.)—Green foliage. Orange-scarlet bloom, shading to salmon.

**Pennsylvania** (6 ft.)—Green foliage, pure deep scarlet flowers, very large, often seven inches across.

**Progression** (5 ft.)—Green foliage, yellow flowers with red dots.

**Robusta** (8 ft.)—Foliage metallic bronze colors, very beautiful small red flowers.

**Martha Washington** (3½ ft.)—Large rosy pink flowers, green foliage.

## HARDY PHLOX

These we consider one of the most desirable of hardy flowers, blooming abundantly from July until late in the fall. The immense flower heads often measure seven to nine inches across. Flowers large as a silver quarter, and in rare cases as large as a half dollar. Comprises all shades from vermilion to white. They do best in a sunny location and rich soil, but are not particular and will do well anywhere. Can be set either fall or spring, but not late in the spring. We have a long list of named varieties, but as very few people are acquainted with the named sorts, we will sell them mostly by color instead of by name. Here are the colors we can furnish: Pink, white, light pink, deep pink, orange scarlet, dark red, white with red eye. Price: Each 15c, 2 for 25c, 5 for 50c, \$1.00 a doz., either all alike or assorted colors. Ask for special price on large lots for mass planting.

**Siberian Iris**—The most delicate and elegant of all the Iris. Narrow, glossy foliage with tall stems with flowers of various shades of blue with white markings. Price same as German Iris.



Hardy Phlox

Shrubs and Vines go by express at customer's expense.



The modern type of large flowered Canna.

Free bloomer and good for cutting. Often grows four feet or more. The Siberian Iris contains the purest whites and deepest clearest blues of any Iris. Price: Each 15c, 2 for 25c, 5 for 50c, \$1.00 a dozen.

## IRIS or FLEUR DE LIS

**German Iris**—This is the best known of all the Iris. Grows from two to three feet high and covers every possible range of color except red; has endless combinations of blue, purple, yellow, orange, brown, buff and white. Most of the varieties are very fragrant. A collection of these, say a dozen different named varieties, would be a beauty in any garden; or, if you prefer, I can give you large quantities of plants all alike. Most people, however, prefer an assortment. Please state in ordering which way you want them. Price, for separate varieties, or assortments of different varieties, each 15c, 2 for 25c, 5 for 50c, \$1.00 a dozen.

## HARDY CLIMBING VINES

Nothing improves the looks of a house so much as nice hardy vines over the porches and windows. We grow lots of these and can furnish you good thrifty vines fresh dug. Here are some that are especially good. Unless otherwise specified, these are good, strong, out-door grown, two-year-old plants. Not postpaid.

**Boston Ivy (Ampelopsis Veitchii)**—This is the vine that clings to a brick wall without any support. It is perfectly hardy, and will thrive in almost any soil or any location. Price: Each 25c, \$2.50 per dozen.

**American Ivy (Virginia Creeper)**—A beautiful vine and a strong grower, but must have some support. Does not cling to the wall like its cousin, the Boston Ivy. Has ornamental berries in clusters in the fall. Price: Each 25c, \$2.50 per dozen.

**Clematis Paniculata (Japanese Clematis)**—Perfectly hardy, and a beautiful climber. Blooms in July or August. Enormous clusters of fragrant, small, white flowers. Price: Each 30c, \$3.00 per dozen.

**Clematis Jackmanii**—This is the clematis with the beautiful purple flowers. Does not make as large a vine as the Clematis Paniculata, and it is not quite so hardy, but makes up for it in size and beauty of bloom. Price: Each 40c, 2 for 75c.

**Honey Suckle**—The well-known old-fashioned climber. Can be had in a number of varieties in either red or yellow. Price: Each 25c, \$2.50 per dozen.

**Wisteria**—Well-known hardy climber, bears fragrant bloom in large clusters. Price: Each 25c, \$2.50 per doz.

**Maderia**—Grows from a bulb like a potato and makes a beautiful growth of thick glossy, green leaves, followed in August by clusters of small, fragrant white flowers. Price: Strong bulbs six for 25c.

## ORNAMENTAL HEDGE PLANTS

**California Privet**—Probably the best known of all the ornamental hedge plants. Makes quick growth and can be easily kept trimmed. Has perfect hedge form. Perfectly hardy and will thrive in practically any soil or location. Good large plants 18 to 24 inches high. Price: \$6.00 per hundred.

**Barberry**—A beautiful green leaved shrub which makes a fine hedge. Can be easily trimmed, and is very ornamental. Besides the leaves, it bears great quantities of red berries in the fall. Price: 12 to 18 inches, \$6.00 per hundred.

**Barberry (Purple Leaved)**—Same as the common Barberry except that the leaves are a deep purple color. This makes a very striking hedge, and very beautiful. Price: 12 to 18 inches, \$8.00 per hundred.



California Privet

# CEMETERY PLANTS

There is a great deal of call for flowers and plants suitable for cemetery planting, and many people do not know what to plant, how to plant, or when to plant; so I am gathering together on one page here a number of different kinds of flowers and plants that come under this general class.

**Peonies** Probably the most satisfactory plant for cemetery purposes is the peony. It is absolutely hardy, and once set out, will live for generations. It has no insect enemies or diseases and it always blooms, besides it is generally in bloom by Decoration Day which is the time flowers are most wanted. They can be had in either white, pink, or red, and can be planted either fall or spring. **Price: Large plants 25c each, postpaid. See page 69 for full list.**

**Hardy Phlox** These flowers are perfectly hardy and will live for years. They can be set either fall or spring, and will grow in any soil. They grow from one to two feet high, and bloom from July till frost. They can be had in either red, pink, or white, with various shades between. **Price: \$1.00 per dozen, either all alike or assorted.**



Shasta Daisies

**Roses** These are always a favorite with everyone for cemetery use. The only drawback is that they sometimes winter kill in severe winter. Here are some varieties especially suitable:

**White Memorial Rose**—This is a creeping rose that makes a mass of glossy green leaves and an abundance of pure white flowers late in June. Does not grow up into a bush, but stays close to the ground. **Price: Strong plants, 35c each.**

**Madam Plantier (White)**—Best of all hardy white roses. Very free bloomer. **Price: Strong plants, 35c.**

**Baby Rambler (Red)**—Everblooming bush rose that gives an abundance of medium sized red flowers in large clusters throughout the summer. Partially hardy, but should have a little protection. **Price: Strong plants, 25c each.**

**Other Roses** I can furnish any variety of roses you may want, but I do not have room to list them all here. Most of them come in strong 2-year or 3-year field grown plants at 35c each.

**Daisies (Marguerites)**—These are the hardy white daisies that are so popular everywhere. large size, pure white with yellow center. **Price: Strong plants, each 15c, two for 25c.**

**Shasta Daisies**—Somewhat similar to the above, but slightly different in manner of growth. **Price: 15c each, 2 for 25c.**

**Panama Lily** See page 67 for full description of this lily. It is not hardy, but can be planted out early in the spring, and will bloom in June. A wonderfully fine lily in every way. **Price: Large bulbs 25c each.**

**Cannas** See opposite page for full list. These are very satisfactory for summer decoration. Not hardy, but easily grown from roots kept over in the cellar during winter. **Price: 10c each, 6 for 50c.**

**Dahlias** Like cannas, these are not hardy through the winter, but grow easily during the summer. Can be had in white, red, yellow, pink and various other shades. Should be planted early like potatoes. **Price: Strong bulbs each 15c, 2 for 25c.**

**Dutch Bulbs** These are the hardy bulbs that are set out in the fall and bloom early in the spring. Here are some of the most popular ones. See page 68 for full list of hardy bulbs.

**Hyacinths**—Can be had in pure white, pink, red or blue. Grow about one foot high and bloom very early in the spring from bulbs planted in October or November. **Price: 7c each, 6 for 40c, 75c per dozen.**

**Tulips**—Very fine for early blooming, perfectly hardy, and live for years. Should be set in October or November. Can be had in white, red, yellow and various other shades. **Price: 30c per dozen.**

**Annual Flowers** These are the ones grown from seeds and blooming the first year. Should be planted in spring, April or May.

**Fansies**—Favorite with everyone. Can be had in almost any color. **Price: Finest mixture, pkt. 10c. Collection of six varieties, pkt. each 25c.**

**Asters**—These bloom profusely during August and September from seed sown in the spring, grow from one to two feet high. Come in white, pink, blue and red. **Price: Finest mixture, pkt. 10c. Collection six varieties, 25c.**

**Phlox Drummondii**—Blooms freely all summer, growing about one foot high. **Price: Finest mixture, pkt. 5c.**

**Sweet Alyssum**—Small white flower growing in masses about six or eight inches high and blooms all summer. Very fragrant. **Price: Pkt. 5c.**

**Grass Seed** You can easily get a fine sod of grass started by sowing seed almost any time during the season, if there is moisture enough for the seed to grow. Work the ground up fine and mellow and sow a good mixture like our lawn grass seed at the rate of one pound to every 200 square feet. Thicker seeding would do no harm. We furnish a special mixture—just what you want. **Price: 30c per lb., postpaid.**

**Hedge Plants** For making a low hedge that will stay green and look nice all summer there is nothing better than California Privet. It is perfectly hardy. We can furnish good thrifty field grown plants at \$8.00 per hundred.



Peonies

# The Children's Page



I believe that every boy should have a garden for his very own, and I see no reason why girls should not be included in this, too.

What a small boy (and some bigger ones) needs most is to be taught the benefits and beauties of hard work, the advantages of patient thorough work, and the responsibilities of ownership. There is nothing that will teach a boy this like tending a garden of his own.

He can see the results of his work, he can see the advantage of getting every weed out, he can see why every bit of the ground should be stirred, and he can see why it is important to not get behind with his work. And if he has a garden of his own to protect he can easily see why he should not tear up other people's gardens or allow his dog to do so.

Here in my home town I have turned a vacant lot into vacation gardens for

the school boys of our part of town. I want to encourage such work everywhere.

I list on this page some items which are especially suited to children's gardens. Most of them are already listed in other parts of the book, but I am assembling them all together here.

## Popcorn

The first money I ever earned for myself was by growing and selling popcorn. I had a patch about as big as a town lot, tended it all myself, and when it was ripe gathered and sold it around town in the ear. I cashed in over \$17.00 for Christmas money, and you may be sure I was proud of it. Any boy with a quarter of an acre of ground can do as well. Three ears or a pint of shelled seed will plant quite a patch.

**Little Giant** I specially advise this sort. It is small but pops out big, is extra fine quality and a great yielder. **Price:** Select ears each 10c, 3 for 25c; shelled seed oz. 5c, ½ pt. 15c, pt. 25c, qt. 45c.

**Monarch White Rice** The standard market sort. Often yields 3,000 pounds per acre. **Price:** Oz. 5c, ½ pt. 10c, pt. 20c, qt. 35c.

## Muskmelons

Muskmelons or Cartaloupes are easily grown and make a nice crop for children's gardens. I would specially advise the Improved Rocky Ford and the Burrell Gem. You will find these described on page 16. **Price, either one: Pkt. 10c, cz. 20c.**

## Radishes

These are easily grown, give quick returns and are always a favorite with the children. I would especially advise the Allseasons Mixture. **Price: Pkt. 5c, oz. 10c.**

## Peanuts

Children always like peanuts and they can easily grow them themselves. Plant them just like peas or beans, only wait till the ground is good and warm. I can supply either the small early ones or the big late ones. Both are great yielders. **Price: ½ pt. 10c, pt. 20c, qt. 35c.**

## SPECIAL OFFERS

**CHILDRENS COLLECTION NO. 1—25c postpaid.**

- 1 oz Bush Beans,
- ½ oz. Radishes, Mixture,
- ½ oz. Muskmelons,
- 1 pkt. Lettuce,
- 1 pkt. Early Cabbage,
- 1 oz. Popcorn,
- 1 oz. Sweet Corn.

All for 25c postpaid.

**BOYS' MONEY MAKER COLLECTION.**

- 1 pt. Popcorn (½ pt. each kind),
- 1 qt. Peanuts (1 pt. each kind),
- 2 oz. Radishes (2 varieties),
- 2 oz. Muskmelons (2 varieties),
- 2 oz. Bush Beans (2 varieties),
- 2 oz. Sweet Corn (2 varieties),
- 1 pkt. Early Lettuce,
- 1 pkt. Early Cabbage,
- 1 pkt. Early Tomatoes,
- 1 pkt. Early Beets,
- 1 pkt. Onions,
- 1 pkt. Cucumbers,
- 2 pkts. Watermelons (2 varieties).

All for \$1.00 postpaid.

This collection will give any boy the chance to have a really good garden of his own, and with good luck and hard work he ought to be able to sell \$50.00 worth of stuff from it.

## HINTS AND HELPS FOR YOUNG GARDENERS.

By W. S. Hememway.

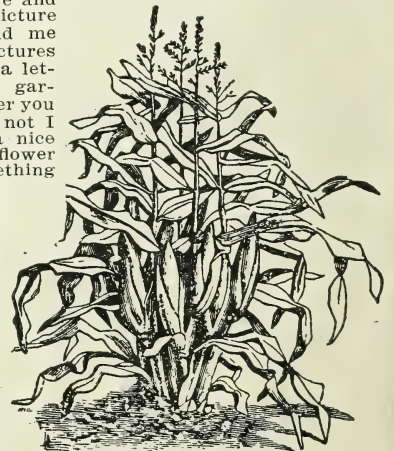
This is a good practical book for instruction in gardening and I am sure would be a great help to any beginner. **35c postpaid.**

### ◆◆◆SPECIAL FREE OFFER◆◆◆

◆ To any boy or girl whose parents order seeds of me to the amount of \$5.00, I will send free either the book or the 25c collection. Be sure and ask for it with the regular order. If your parents do not order maybe you can get a neighbor to order. That will do just as well. ◆

## \$5.00 FOR A LETTER

I want all the children who have gardens of their own to write me about their gardens, telling how they are getting along and how much they have sold from their garden. Also I want them to send me a picture of their garden. Get some friend who has a kodak to take a picture of your garden or some of your garden products, and be sure and be in the picture yourself. Send me one of the pictures unmounted, and a letter about your garden; and whether you get the prize or not I will send you a nice present in flower bulbs or something of the kind. For the best and most interesting letter and picture I will pay \$5.00 in cash. Send the letter and picture any time during the summer or fall, but have them all in before October 31st. I will send the \$5.00 and the presents at that time.



Popcorn—The Boys' Money Maker

# Thoroughbred Poultry

**SEND FOR OUR SPECIAL POULTRY CATALOG**—We will gladly send it to you free. It gives photographs and descriptions of all kinds of poultry and a complete price list. Contains 24 pages. We specialize on Single Comb Rhode Island Reds and high quality Barred Rocks, but we have several other breeds and keep nothing but the very best to be had. The special catalog will tell you all about prices, but this will give you an idea.

## PRICES.

Breeding stock from \$2.00 up, according to quality; eggs regular stock, most varieties \$1.50 per 15; special matings higher; large quantities for incubators at from \$6.00 per hundred up.

Here are the varieties we breed: Single Comb Rhode Island Red, Barred Plymouth Rock, Rose Comb Rhode Island Red, White Plymouth Rock, White Wyandotte, Buff Orpington, Light Brahma, Rose Comb White Leghorn, Single Comb Brown Leghorn, and Rose Comb Brown Leghorn.

Farming is not complete without poultry, and of course we all want the best there is going. There is no use wasting a lot of space here arguing in favor of thoroughbred poultry, for you all know the advantages of it, so I will just get down to business and tell you where we can help you in that line.

The members of our seed company are all farmers, and mostly chicken cranks. Each one of us keeps a different kind of pure blooded chickens and thinks that the best kind of all.

Each kind of poultry is thus on a farm by itself, where it can have free range, and each man is trying to make his flock the best of any.

The general management of the poultry is in the hands of Corwin Jones, who tends to all the selecting, shipping and mating of the birds.

He is an old hand at the business and a mighty good one. He knows more about chickens than all the rest of us put together.

We have an ideal seed business here, the best in the West, and we put out poultry that will live up to the reputation of the seed part of the business. We put out nothing but straight, honest stock and we stand back of it with all the reputation of the Henry Field Seed Company.

HENRY FIELD.



**The Best Barred Rock in the West.**  
He heads one of our pens.



Rhode Island Red Cock, "Brilliant."  
A Sample of our Reds.

## Chick Food and Poultry Food

Handling all kinds of seeds and grains as we do here at the seed-house, we have an exceptionally good opportunity to prepare chick food and poultry food conveniently and with the best materials. We furnish this food at a price that is in reach of everyone, and you can afford to buy heavily of it. Try one sack of it if you are in doubt as to its value, and it will not be long until you will use it exclusively. We ship either by freight or express as you request, but advise freight if you are getting much of it. You pay transportation charges.

## PRICES.

Chick Food, price, 10 lb. sack, 35c; 25 lb. sack, 75c; 50 lbs., \$1.35; 100 lbs., \$2.50; 500 lbs., or over, \$2.40 per hundred pounds.  
Poultry Food, price, 10 lb. sack, 30c; 25 lb. sack, 65c; 50 lbs., \$1.10; 100 lbs., \$2.00; 500 lbs. or over, at \$1.90 per hundred pounds.

## Petty's Perfect Pocket Poultry Punch



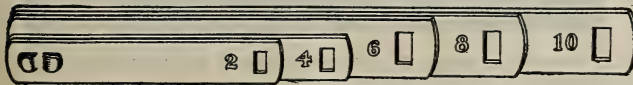
Price, 25 cents each, postpaid.

Pronounced by poultrymen to be the best chick marker in the market. All steel, nickel plated. Punches a clean hole of the proper size and will not bruise the foot.

## Ideal Aluminum Leg Bands

We can supply any size of these leg bands to fit anything from a bantam to a turkey. Numbered 1 to 12, 1 to 25, 1 to 50, or 1 to 100.

Price, dozen 20c; 25, 30c; 50, 50c; 100 for 85c.



Standard Size of THE IDEAL ALUMINUM LEG BANDS.

4, Eszterg & Peish; 6, Mediterranean; 8, American; 12, Italian

## Oyster Shell---Chicken Grit



In place of both of these we are using what is called "Crys-Co" which is now recognized as better than either one. The leading poultry raisers all over the country are using it now in preference to any other oyster shell. It comes in three sizes, chick size, broiler size, and large size. The medium or broiler size is the one most sold. Ask for free sample.

## PRICE.

100 lbs. or over, 1 cent per pound.

Less amounts slightly higher.

Ask for special prepaid

freight offer on large lots.


## SUNFLOWER SEED

It makes good chicken feed. We sell it at 10c a pound, or by mail postpaid at 20c a pound. Large lots at low prices.

# Garden Implements

by his father and improvement in garden tools as in other lines, but few farmers seem to be aware of it. With modern tools a garden can be tended in less time and in much better shape than by old methods. Besides, here is the finest part of it, the boys will do it and do it gladly, for it is a well known fact that a boy is generally crazy to use any machine that has wheels on it. It is the old drudgery of the hoe and rake and weeder that has disgusted him with gardening. Plant your garden in long straight rows with a good drill and tend with a wheel hoe, and you will have by far the best garden with the least work you ever had.

It is a curious fact that the farmer who will have nothing but the very best of farm tools, such as riding plows, cultivators, seeders, etc., will use in his garden the same old implements that were used by his grandfather, or, what is worse yet, make his wife use them. There has been just as much




**Iron Age No. 6 Combined Drill and Double Wheel Hoe. Price complete \$12.00.**



Here's one of the **Iron Age No. 6** Garden tools set up as a drill only. Can a woman run one? Sure! It's up to women anyway. It is not half as hard as humping your back over a hoe. This implement **No. 6** has all kinds of attachments with it and sells at **\$12.00 complete**, all but the motive power.

**The Iron Age Garden Tools**—I have used the Iron Age Garden tools for several years and have sold lots of them, and I have never heard a complaint yet. I consider them the best now before the public. I offer here the two best sellers, but I can furnish you any special tool you want. If these do not suit you, write for complete special catalog of Iron Age goods.


**Iron Age Combined Drill and Double Wheel Hoe**—This is something on the style of the Planet Jr. implements that are so well known, but is in my opinion much better. It is a combination tool and can be used as



**Iron Age No. 13. Double Wheel Hoe and Cultivator. \$5.50 as above.**

a drill or as a wheel hoe and is a success either way, which is not always the case with combination tools. It is remarkably durable and hard to break, being made of malleable iron instead of castings. The wheels are high and do not choke easily. It will drop either in a hill or drill and is easily adjusted. I strongly advise it as being superior to any other garden tool made. **Price complete, with all attachments shown at top of page, \$12.00; without the rakes and plows, \$10.50. If Drill alone is desired, \$3.00. Ask for special delivered prices.** **Iron Age Double Wheel Hoe and Cultivator**.—For parties who wish a wheel hoe and cultivator independent of the drill this **No. 13 Iron Age** is the best thing to be had. It is a two wheeler, working both sides of the row at once. It has two pairs of

cultivator teeth, and a pair of wide hoes. These are all the attachments that I have ever found necessary, but others can be added if wanted. For tending onions you should have the combined Drill and Double Wheel Hoe No. 6, shown above, then when the weeds get bad you can work two cultivators at once. I wish to repeat that this **No. 13** is the best of all garden cultivators and is the sort I use mostly myself. **Price as shown, \$5.50.**



**Iron Age No. 19, High Wheel Garden Plow**—A very convenient light weight, low priced tool. Owing to the high wheel it is easy to run. **Price complete as shown, \$3.25.**

**Other Styles**—I can supply a dozen other styles of the Iron Age make, but have no room to show them here. If you don't see what you want ask for it.

**Planet Jr. Garden Tools**—I have discontinued them as I consider the **Iron Age** goods much the best. I can, however, supply you any of them if you wish them, at as low prices as you can buy them anywhere.



**New Style High Wheel Garden Plow No. 19 in Use in a Garden**—This is the latest model high wheel cultivator but is sold at a moderate price, **\$3.25 complete** with land-side plow, narrow cultivator shovel, wide shovel, scuffle hoe and rake. Very convenient for all kinds of work.

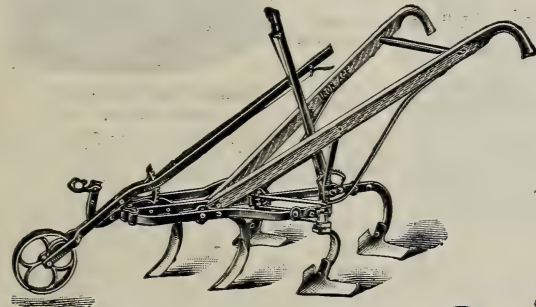
# Horse Cultivators

Gardeners and fruit growers always have use for one-horse cultivators and they are a fine thing. I use two or three of them all the time. I list here three of the favorite ones, any of which I can recommend as all right. The prices are f. o. b. here, but I can make you a delivered price if you will write and ask me about it. There are many other good styles and I can supply you any of the different makes at regular price.

**The No. 6 Iron Age Horse Hoe**—For general purpose work in orchard or garden this No. 6 is the best tool to use. It is furnished with five shovels and two wide hoes. Has lever wheel and lever expander. You can do almost any kind of work with it, in fact the first year I was in the garden business it was the only cultivator I used. The shovels are of the best of steel, the standards are strong and high, and the regulation is perfect. **Price \$6.00.**



Iron Age No. 6 Horse Hoe, Price \$6.00.



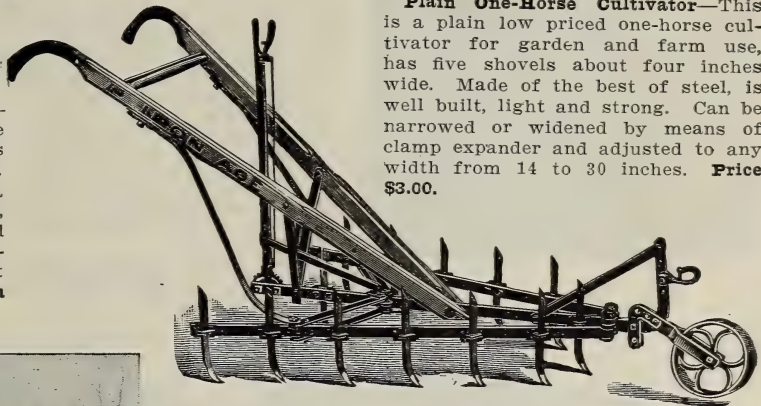
Iron Age No. 101 Horse Cultivator. Price \$6.00.

**Iron Age No. 101 Horse Cultivator**—The No. 6 Cultivator with sweeps in the place of the three hind shovels. This makes fine cultivation. Weeds can't dodge the sweeps. We use this tool a great deal as it gives us level culture, stirring all the surface of the ground and killing all the weeds without throwing up any ridge. It is used a great deal in the South. **Price, as shown with lever expander and lever wheel, \$6.00.**



Don't be scared by the fear of high freight on garden plows. In many cases I can arrange to have them shipped to you from some other place than here if it will save you on the freight. In most cases I can get them to you at not over 50 cents each for freight.

**Iron Age No. 1 Harrow Cultivator**—For fine work in small stuff and for creating the "dust mulch" so much desired there is nothing equal to the harrow-tooth cultivator shown here. It stirs and fines the dirt, kills the weeds and leaves the soil in the most perfect condition. It has gauge wheel and lever expander and can be controlled easily as to width and depth. It is the finest tool in the world for going through corn after it gets large. It leaves the soil mellow as an ash heap. The teeth are shovel pointed, adjustable and reversible. In fact it is in every way the best of all the harrow tooth cultivators. **Price complete as shown, \$5.00.**



Iron Age No. 1 Harrow Cultivator. Price \$5.00.

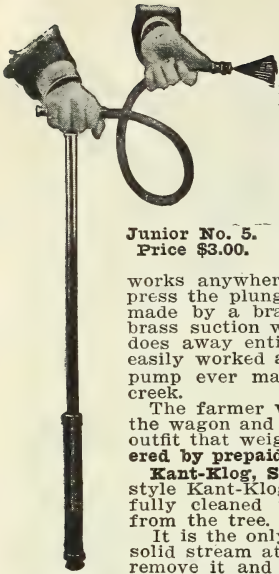
**Plain One-Horse Cultivator**—This is a plain low priced one-horse cultivator for garden and farm use, has five shovels about four inches wide. Made of the best of steel, is well built, light and strong. Can be narrowed or widened by means of clamp expander and adjusted to any width from 14 to 30 inches. **Price \$3.00.**

## Iron Age Potato Planter at Work

The planter feeds the seed automatically and without injury to any of it, but we provide an extra seat for man or boy who will make any necessary corrections. No misses—no doubles—plants 100 per cent correct, four to seven acres per day—accurate spacing—correct placing. Furnished with or without Improved Fertilizer Distributor.

I consider this by far the best potato planter made, and have used it for several years. I also use the Iron Age Potato Digger. I have used that and two or three other standard makes, and I consider it the best of the lot. In fact, the Iron Age Potato Machinery is just about right in every way. I consider them the best potato tools made, and if you are thinking of buying anything of this kind, I will be pleased to figure with you as I have a general agency for the sale of them. I know they will suit you.

# SPRAYERS



There is a growing demand for spray pumps of all kinds, as the progressive up-to-date farmer knows that he must spray for insects and plant diseases if he expects to make a success of farming and gardening. I have been investigating the matter pretty thoroughly and have finally chosen a line of three sizes which suit me exactly. All are good, but of course the higher priced ones are the best.

**Junior No. 5.**—The best small spray and force pump made. Does away entirely with the objectionable foot rests, clamps, leather suction and packing. Requires no fastening of any kind. Holds itself down and works anywhere and everywhere. All the operator needs to do is to press the plunger down and it raises of itself. The upward stroke is made by a brass spring which presses the cylinder apart. The all brass suction working within the brass cylinder with all brass valves, does away entirely with all leather, rubber and other packing. It is easily worked and will do well more different kinds of work than any pump ever made. Will pump from a barrel, pail, tank, spring or creek.

The farmer with a small amount of spraying can put the barrel in the wagon and spray with as good success as his neighbor who has an outfit that weighs and costs five times as much. **Price \$3.00, or delivered by prepaid express, \$3.50.**

**Kant-Klog, Style G.**—The special feature of this sprayer is the new style Kant-Klog nozzle, which is the only nozzle that can be successfully cleaned without stopping the spray and removing the nozzle from the tree.

It is the only nozzle made which gives a round or a flat spray, or a solid stream at will. A slight pressure of the thumb starts the spray, remove it and the spray stops instantly.

The sprayer body is made of heavy galvanized steel, top and bottom dome shaped and joined to the body under heavy pressure making complete double seam. The air pump is made of heavy brass two inches in diameter, hose couplings of solid brass, ends heavily ribbed to prevent slipping off.

A few seconds working of the air pump gives you a powerful and elastic force which will give you the best possible continuous spray.

This sprayer holds four or five gallons, is easily carried or can be wheeled on a cart and a few strokes occasionally with the pump will give you sufficient spray. Suited for spraying fruit trees, potatoes, vegetables, tobacco and cotton, for washing windows or wagons, and for disinfecting or whitewashing hen houses or other out-buildings.

It is the only sprayer I know of that will successfully handle white-wash, as all other nozzles are clogged by the sediment in the whitewash.

I am so confident that this sprayer will suit you that I will ship it on approval to any responsible party. If it is not all that I claim for it, you can ship it back to me at my expense and I will refund your money.

**Price, \$5.00 in galvanized steel; or in solid polished brass body for \$1.50 extra.**



**Three foot sections of brass extension piping for reaching tall trees at 50 cents each.**



**Kant-Klog, Style G.**  
**Price \$5.00.**




**Junior No. 5 as a Barrel Sprayer.**



**Handy Hand Sprayer,**  
**50 Cents.**

**The Handy Hand Sprayer**—Not an expensive machine but does the work. Especially valuable in the home gardening and for spraying rose bushes, small fruit and hen houses or for spraying fly killer or insecticides on animals. Made of tin with good leather valves. Reservoir holds about a quart.

**Price, 50 cents; or delivered by prepaid express, 85 cents.**




**Kant-Klog Sprayer in use in an Orchard.**


## Grass Seeders

I show here the two best makes of grass seeders. "You pay your money and take your choice." They are both good and I have used both at different times. Of course the \$1.50 one is the best one, but the \$1.00 one is all right and does perfect work. Both are guaranteed.

**The Cyclone Seeder**—This is the best seeder made at any price. It is roomy, strong, works evenly and will sow any kind of seeds, any desired thickness. It is fully guaranteed and if not perfectly satisfactory may be returned at my expense.  
**Price \$1.50.**



**Little Wonder Broadcast Seeder**—This is the first and only really good seeder sold at a dollar. It does fine work and is almost indispensable to any farmer who has much seeding to do. It will sow any kind of seed and sow it evenly.  
**Price \$1.00.**





This page is from last year's catalog. I am repeating it again this year because it will bear repeating. I mean every word of it. Read it over carefully and it may help us both a little.

HENRY FIELD.

April 1, 1908.

Now, that date is correct. It is not a mistake. I am writing this just in the middle of the worst rush time, while a lot of things are fresh in my mind. Then it will be put in the 1909 catalog where it may do some good.

Why can't people order seeds a little earlier? All through February and part of March we had lots of time to fill orders, more time than we needed. Just had to sit around and wait part of the time. Now we are getting in orders about twice as fast as we can fill them.

Yesterday we had over 700 orders. Lots of them big ones, too. And every man wanted his order filled at once or sooner and shipped by return train. And we can't possibly fill over about 400 orders a day. Somebody will have to wait.

We have plenty of corn and seeds of all kinds, and we will get the orders filled in time, but some of them will have to wait maybe a week.

And why can't people learn to give their name and address in writing a letter. Right now I've got a dozen important letters on my desk that I can't answer because either the name or the town or the state is left off. And over at the order desk they've got twenty or more orders that can't be filled for the same reason.

Most of these are small orders that are paid for with silver or stamps. If money orders or checks had been used I could trace them.

Such lots of nice letters I am getting. Almost every order has a letter with it, and how I do enjoy them. I don't have time now in the rush to answer a tenth part of them but I read every one of them. And I answer all the most important ones. It's keeping four or five stenographers as busy as bees.

I wish when people order corn they would say whether they want ear or shelled corn. There were five or six rush corn orders today that didn't say a word about how they wanted it shipped. Either I must make a long range guess at what they want or wait till I can write them, and either way is likely to make them mad.

I wish you could see the difference between two letters I got today. Both of them were from customers who had found mistakes in their orders. Now we make mistakes sometimes, same as any one else, and we expect to be called down occasionally, but we don't like to have it rubbed in too severe. One man called us names, and was going to write to a postoffice inspector about it, and just tore up the earth in general. But he didn't give his order number, or state plainly what was short on his order. I'll correct the mistake all right, but I won't do a thing more than I have to.

My nerves are ragged anyway from working sixteen hours a day and the rest of the boys are in about the same shape. Wish I had that man here about five minutes. I'd like to tell him a few things.



#### One Afternoon's Delivery of our Outgoing Mail at Shenandoah's P. O.

The postoffice here does more business than any other in this congressional district and we furnish over one-third of the whole amount. We furnish more than twice as much postal business as any other firm in Shenandoah. I guess that's going some.

The other man started out by giving his order number, mentioned the articles that had been left out, returned the checkers' slip so I could see who checked out the order, and closed by hoping we would find the error. Said the rest of the stuff was fine. Sure, we fixed him out in a jiffy, sent the missing items by prepaid express, and threw in a few flower seeds for his wife. Nice man. Come again.

Which letter did you write?

When you write about an order you have sent, whatever else you do, be sure and give the order number. It is on the acknowledgement we send you, and on the freight receipt, and on the tags, and on the label on the bundle of garden seeds. We've got over 30,000 orders filed away here and if we know the number we can locate yours in a second. If you don't give your number we have to hunt a long time for it. Honest, it keeps one girl busy all the time just hunting up such cases.

If you don't know the number and can't find it, then tell us what date you mailed the order and the amount of money you sent, and how you sent it. The cash book will help us locate it then.

I like the seed business. Wouldn't do anything else if I could. But this time of year it's fierce. We've all of us, (about a hundred in all) worked just about day and night for the last two weeks. Had to do it.

We are glad to get the business too. Appreciate every bit of it. But please make it as easy for us as you can. Make the orders as clear and explicit as possible. Be sure and sign your name and town. And don't kick if your order is delayed a few days if you order in a rush time. And if you find a mistake, (which I assure you will not be often) don't sulk or go to your neighbors, or get mad, but tell us briefly and kindly what is the trouble and we will make it right with you and then some. That's what we are here for.

HENRY FIELD.

# Farm Papers Free

I have been studying for a year or more what I could give my friends and customers as an appreciation of the help they have given us.

I don't mean a premium exactly. I never did believe very much in premiums. Seems to me it is best to give a man his money's worth or a little over in what he buys instead of trying to balance it up with premiums.

But still, I felt like I wanted to give you something extra over and above what you paid for. All these nice big orders coming in and letters full of hearty good-will and encouragement make me feel ashamed of myself that I can't do something for you outside of the regular bargain and sale of business.

Of course I have been giving away flower seeds and flower bulbs, and such as that, but I count that as a sort of missionary work that I would do anyway.

I finally decided that the nicest thing for you would be good farm papers. I explained my plan to some of my friends among the publishers and the result was that I arranged with a few of the best farm papers to pay them for subscriptions to their papers to be given away to my friends.

Now, listen. I will give a full year's subscription to any one of these farm papers named below to any of my customers who send in good sized orders, say \$2.00 or over. I pay the publishers for this subscription. It won't cost you a cent, and it will stop when the year is up.

This offer applies to new subscriptions only and not renewals.

Here is the list of papers. They are the very best in their respective classes and you could not get anything any better anywhere. When you order, if your order amounts to \$2.00 or over let me know which one of these papers you prefer and I will send it to you absolutely free for one year, provided you are not already a subscriber.

## Fruitman and Gardener and Strawberry Magazine

Published at Mt. Vernon, Ia. Monthly, 50c per year.

Devoted entirely to small fruit and market gardening. Has been consolidated with the Strawberry Magazine which was the only paper in the country devoted entirely to strawberries. If you want a practical, bright, helpful paper on strawberries, small fruit in general, and market garden, this is the paper for you to get. While it is general in its character and contains matter of interest to all parts of the country, it is especially valuable for the north central states.

## Successful Farming

Des Moines, Ia., 32 to 96 pp., Monthly, 50c per year.

The best paper of its class. A clean, bright, condensed general farm paper for the progressive farmer in any part of the country. Edited by Prof. Faville, who was for years with the Agricultural College at Ames. It numbers among its contributors such men as Prof. Holden who has given it pages of special corn matter.

## Farm and Stock

Published at St. Joseph, Mo. Monthly, 50 per year.

The only paper in the country devoted entirely to improved corn and improved livestock. It is counted the authority for the United States on the latest methods of breeding corn and ranks among the highest of livestock papers. Superbly illustrated with photographs.

## Missouri Valley Farmer

Published at Topeka, Kan. Monthly, 50c per year.

This paper is distinctive of the great Missouri Valley and is a mighty good paper. It is published by the same people who publish the Mail and Breeze and carries many of the same features. Tom McNeal's editorials are alone worth the entire cost of the paper. This paper is especially valuable to the West and Southwest, but can be read with profit by farmers anywhere.

## The Iowa Homestead.

Published at Des Moines, Ia. Weekly, \$1.00 per year.

The best of all the great Iowa farm weeklies. And when you say the best in Iowa that means the best in the world. It carries more reading matter and more advertising every week than any other farm paper in Iowa, and has more readers. The first seed advertising I ever did was in this paper.

If you want to keep up with the best that is written about farming in Iowa, this the paper to read. It is intended specially for Iowa, Illinois, Nebraska and South Dakota.

## Farmer and Stockman

The Southwestern Edition of the Homestead. Weekly, \$1.00 per year.

This is the same as the Homestead, except that it carries special matters of interest to the great Southwest. If you live in Kansas, Missouri, Oklahoma or Texas, this is the paper you want.

## Wisconsin Farmer

The Northern Edition of the Homestead. Weekly, \$1.00 per year.

Carries all the good features of the Homestead and in addition has a great deal of special matter of interest to the Northern States. If you live in Michigan, Minnesota, Wisconsin or North Dakota, this is the paper to ask for.

## The Fruit Grower

Published at St. Joseph, Mo. Monthly, \$1.00 per year.

This is the very best fruit paper published in the United States. It is practical, bright, helpful and dependable. While it treats of fruit subjects of all kinds, it pays particular attention to small fruits, insect pests, and the marketing of fruit crops. The advertisements of all the fruit and garden implements from everywhere are to be found in its columns, as it is counted extra good as an advertising medium. It also has a Garden Department, a Home Department and a Poultry Department. I have read it for years and would not know how to get along without it. While published in Missouri, it is general in its work and growers in any part of the country can get valuable help from it.

Which one do you want? Mark it on your order.

# Books That Have Helped Me!

Next to actual experience and the farm papers, the most valuable helps in learning the ins and outs of farming and gardening are the books on farm subjects. I have made up a list here of the very best ones and have arranged with the publishers to furnish them to you postpaid at the regular prices. I get practically nothing out of this, but I feel I am doing a service to my friends and customers in helping them to get the very best information that can be had anywhere. For the farm boy who is anxious to learn all that can be learned about his profession, there is nothing so valuable as these books. They are written by practical men in language that can be easily understood and no matter whether you are a new beginner or an old hand at the business, you can learn something from these books.

Send orders for books to us direct, and we will mail them to you postpaid at the prices given.

## Books on Vegetable Crops

- The Potato, Samuel Fraser**.....75c  
Illustrated, 200 pages 5 x 7, cloth.
- Tomato Culture, Wm. W. Tracy**.....50c  
Illustrated, 150 pages 5 x 7, cloth.
- Celery Culture, W. R. Beattie**.....50c  
Fully illustrated, 150 pages 5 x 7, cloth.
- Fortune in Two Acres, Fred Grundy**.....50c  
This is the best book I ever read for the small farmer or gardener. Written by a practical man who has been through it all himself. I read it through once a year myself.
- The New Onion Culture, T. Grenier**.....50c  
Rewritten and enlarged and brought up to date. A new method of growing bigger better onions than can be grown by the old plan. Illustrated, 140 pages.
- Cabbage and Cauliflower, C. L. Allen**.....50c  
A practical treatise on the various types and varieties treating of the requirements, conditions, cultivation, general management and marketing. Also treats of insects and fungi attacking this class of vegetables. Illustrated, 126 pages.
- Asparagus, F. M. Hexamer**.....50c  
This is the first book in America which is exclusively devoted to the raising of asparagus. Illustrated, 174 pages.
- Mushrooms, Wm. Falconer**.....\$1.00  
The only practical work on the subject ever written. Illustrated, 170 pages.
- Hints and Helps for Young Gardeners, H. D. Hem-  
enway**.....35c  
Valuable for those who are young in experience as well as for those who are young in age only.

## Books on Flowers

- Greenhouse Construction, L. R. Taft**.....\$1.50  
Illustrated, 210 pages.
- Greenhouse Management, L. R. Taft**.....\$1.50  
Illustrated, 382 pages.
- Home Floriculture, Eben E. Rexford**.....\$1.00  
Practical guide to the treatment of flowering and other ornamental plants in house and garden. Intended for amateurs. Illustrated, 300 pages.
- The Window Flower Garden, Julius J. Heinrich**...50c  
Illustrated, 123 pages.
- Your Plants, James Sheehan**.....40c  
Plain and practical talks about treatment of tender and hardy plants in house and garden.
- Bulbs and Tuberous Plants, C. L. Allen**.....\$1.50  
Practical and to the point. Well illustrated, 312 pp.
- Landscape Gardening, F. A. Wall**.....50c  
Illustrated, 152 pages.
- Ornamental Gardening for Americans, E. A. Long**, \$1.50  
A treatise on beautifying homes, rural districts and cemeteries. A plain and practical work, 300 pages.

## Books on Insects and Plant Diseases

- Spraying Crops, Prof. Clarence M. Weed**.....50c
- Insects and Insecticides, Prof. Clarence M. Weed**, \$1.50  
A practical manual of insects and methods of preventing their injuries. 334 pages with many illustrations.
- Fungi and Fungicides, Prof. Clarence M. Weed**...\$1.00  
99 illustrations, 222 pages.

## Books on Fruit Crops

- The Fruit Garden, P. Barry**.....\$1.50  
A standard work on fruit and fruit trees, the author having had over thirty years practical experience at the head of one of the largest nurseries in the country. Illustrated, 576 pages.
- Small Fruit Culturist, Andrew S. Fuller**.....\$1.00  
A book covering the propagating of small fruit, varieties, culture, packing for market, etc. Finely illustrated, 288 pages.
- The Practical Fruit Grower, S. T. Maynard**.....50c  
Just what the beginner needs and the successful fruit man. Illustrated, 128 pages.
- Strawberry Culturist, Andrew S. Fuller**.....25c  
Fully illustrated.

## Books on Farm Crops

- Alfalfa, F. D. Coburn**.....50c  
The first practical work on this subject.
- The Book of Alfalfa, F. D. Coburn**.....\$2.00  
Fully revised, enlarged and brought up to date. Contains all that is known to date regarding alfalfa, and is written by the most practical man in the United States. Anyone who is at all interested in this crop should have this book. Illustrated by photographs. 336 pages.
- The Book of Corn, Herbert Myrik**.....\$1.50  
Illustrated, 500 pages.
- Clovers and How to Grow Them, Thomas Shaw**, \$1.00  
A complete guide to the growing all kinds of clover. Illustrated, 337 pages.
- Clover Farming, Henry Wallace**.....25c  
A concise, condensed hand book on clover growing.
- Broom Corn and Broom Making**.....50c  
A treatise on raising broom corn and making brooms on a large or small scale.
- Silos, Ensilage and Silage, Manly Miles**.....50c  
Contains the most recent, authentic information on this important subject. Illustrated, 150 pages.
- Corn, Bowman and Crossley**.....\$2.00  
Written by corn experts of the Iowa State College. The best work on corn I have ever seen. Tells all about growing, breeding, judging and marketing corn. Every corn grower should have it.

## Books on Poultry

- Making Poultry Pay, Edwin C. Power**.....\$1.00  
Illustrated, 324 pages.
- Profits in Poultry**.....\$1.00  
Contains the combined experience of a number of men in all the departments of poultry raising. Profusely illustrated, 352 pages.
- Poultry Feeding and Fattening, G. B. Fisk**.....50c  
Illustrated, 160 pages.
- Turkeys and How to Grow Them, Herbert Myrik**, \$1.00  
Illustrated, 154 pages.
- Poultry Architecture, G. B. Fisk**.....50c  
Describes poultry buildings of all grades, styles and classes, practical in design and reasonable in cost. 100 illustrations, 125 pages.

## Books on General Farm Subjects

- Irrigation Farming, Lucius Wilcox**.....\$1.00  
The most complete work on the subject ever published. Illustrated, 510 pages.
- Irrigation for Farm, Garden and Orchard, H. Stew-  
art**.....\$1.00  
Fully illustrated, 276 pages.
- Farm Drainage, Judge French**.....\$1.00  
A complete treatise on this subject. 333 pages.
- Gardening for Young and Old, Joseph Harris**.....\$1.00  
Illustrated, 191 pages.
- Truck Farming in the South, A. Oemler**.....\$1.00  
A work giving experience of successful growers of vegetables for Northern market. Illustrated, 274 pages.
- Rural School of Agriculture, Chas. M. Davis**.....\$1.00  
Illustrated, 290 pages.
- Manual of Corn Judging, A. D. Shamel**.....50c  
Profusely illustrated with photographs.
- Talks on Manure, Joseph Harris**.....\$1.50  
A series of familiar and practical talks.
- The Farm Arithmetic, Jessie Field**.....25c  
A practical little book of farm problems. New and unique.

# DEPARTMENT INDEX.

Garden Seeds .....	2-31	Miscellaneous Farm Seeds.....	56-58	Poultry .....	73
Garden Plants .....	32-33	Rainbow Chasers .....	59	Implements .....	74-76
Potatoes .....	34-35	Flower Seeds .....	60-63	The Kicker .....	77
Clover and Grass Seed.....	36-40	Flower Bulbs and Plants .....	64-71	Books and Papers .....	78-79
Seed Corn .....	41-56	Children's Page .....	72		

## INDEX.

### Garden Seeds

Asparagus .....	2-33
Beans .....	3-4-5
Beets .....	10-11
Cabbage .....	6-7-8-9
Carrots .....	11
Cucumbers .....	12
Cauliflower .....	9
Celery .....	13
Citron .....	12
Egg Plant .....	13
Lettuce .....	14
Melons .....	16-17-18-19
Onions .....	20
Okra .....	13
Peanuts .....	13
Parsnips .....	21
Peppers .....	21
Peas .....	24-25-26
Potatoes .....	34-35
Pumpkin .....	23
Radish .....	27
Salsify .....	21
Squash .....	22
Sweet Corn .....	14-15

Tomato .....	28-29-30
Turnip .....	31

### Plants

Asparagus .....	2, 33
Miscellaneous .....	33
Strawberry .....	32

### Small Grain and Grasses

Alfalfa .....	38
Clover .....	36-37
Cane .....	56
Farm Seeds .....	37-58
Lawn Grass .....	40-63
Miscellaneous Grasses .....	39
Oats .....	54
Pasture Mixtures .....	40
Small Grains .....	55

### Flowers

Dahlia .....	66
Dutch Bulbs .....	68
Flower Seeds .....	60-61-62-63
Gladiolus .....	64-65
Hardy Flowers .....	69-70-71

Miscellaneous Bulbs .....	67
Panama Lillies .....	67
Peonies .....	69

### Implements

Iron Age .....	74-75
Grass Seeders .....	76
Sprayers .....	76

### Corn

Corn Price List .....	41
Corn Planter Corn .....	47
Ensilage .....	56
Early Corn .....	51
Fodder Corn .....	56
Directions for Ordering.....	41
Kaffir Corn .....	56
Pop Corn .....	17-72
Red Corn .....	50
Sweet Corn .....	14-15
Shenandoah Yellow .....	45
White Elephant .....	46
White Ried .....	48
White Corn .....	48
Yellow Corn .....	49

## SPECIAL CATALOGS.

It is impossible for us to describe and price everything in this one catalog. Here are the special catalogs which we will send on request. Write for any of them in which you are interested.

ANNUAL CATALOG OF STANDARD THOROUGHbred POULTRY, describes and prices all the leading varieties of thoroughbred poultry. We can furnish anything that is wanted either in utility stock for the farmers and poultry raisers or fancy stock for the breeders and exhibitors. Our Poultry Department is in the hands of a man who stands high in the poultry business, and we would be pleased to talk with you about your needs in this line.

SPECIAL CATALOG OF PEONIES, lists and describes over 300 varieties of peonies. We have one of the largest and finest collections anywhere in the United States. If you are a peony crank, you will enjoy reading this book; beautifully illustrated with photographs.

SPECIAL CATALOG OF FALL BULBS AND OTHER FLOWERS, gives full list of all fall bulbs, Dutch bulbs, gladioli, cannas and such flowers and gives full directions for their culture.

SPECIAL CATALOG OF NURSERY STOCK, gives prices on all kinds of nursery stock. This stock is grown right here at Shenandoah, is true to name and reasonable in price.

SPECIAL PRICELIST OF GRASS SEED, issued weekly during the winter and spring, quotes wholesale prices on all kinds of grass seed.

MARKET GARDENERS' WHOLESALE PRICELIST OF GARDEN SEEDS issued monthly during the winter and spring and quotes wholesale prices for market gardeners on all kinds of garden seeds, onion sets, and similar seeds. For market gardeners and other large buyers only.

## FREE SAMPLES.

We are glad to send free samples at any time of seed corn, grass seed, chicken feed or any kind of garden seeds, of which you contemplate buying large quantities. Now, don't be bashful. Write for any

of these special catalogs which you think would be of interest to you and look them over whether you intend to order or not. Same with the samples.

## To My Old Customers

Well, how has the season used you anyway? First class I hope. I have had a good year every way, good crops, good trade, and lots of good friends. I make this seed business a kind of a personal affair, and I feel that every customer is a friend, I hope so anyway.

Of course I am in the seed business to make a living at it. Partly that, and partly because I like the business so well! I would be in it anyway. I believe there is more in it than the dollars and cents side. More than the mere making of a living.

You sent me a nice order last winter, and you may be sure I appreciated it. I hope it may be the forerunner of many years of pleasant business between us. This seed business is no one-year affair. It should be a permanent, continuous deal. I expect to be selling and growing seeds for fifty years yet, and hope that you may still be alive and buying seeds of me then.

I will try to keep up my end of the deal anyway. If I don't do to suit you, just speak up and let me know. If you have a grievance against me, don't get grouchy, but tell me of it, and we will scrap it out and settle it and begin over again. I hope though that you haven't any grievance. You sure won't have if I can help it.

Of course I am glad to get an order any time, but the orders I value most are the ones from you people who have been in before, and come back again because you were suited. So send along your order, and speak a good word for me to your neighbor. It does more good than all the advertising I can do. I'd do as much for you any time.

Yours truly,

HENRY FIELD

Shenandoah, Iowa,  
January 1, 1910.

# Your Page

This page is left for you to write. Whether you can send me an order or not, write me a letter anyway. It isn't fair for me to do all the talking. If we can't trade, let me know why. If anything you don't understand, don't be afraid to ask questions. If you want advice or directions about any special crop, let me know and maybe I can help you out.

HENRY FIELD

Your name.....

Post Office.....

State.....

Date.....



## Give Away Your Catalog

I don't know of any better way you can do missionary work than to find someone who is not already a customer of mine and give them your catalog. I will send you another brand new one gladly, and will be ever so much obliged to you besides. You know yourself there is nothing goes so far as a personal word of recommendation. You have lots of neighbors who have never heard of me, and you have others who may have heard of me but have never been specially interested. Now, a personal word of endorsement from you would go a long ways toward making them customers. I feel that you would be doing them a favor, and I know you would be doing me one. If you have enjoyed my catalog, and really feel that you ought to give a word of encouragement and help, this is the best way you can possibly do it. I get hundreds and hundreds of orders every year from people who tell me that they are using a catalog borrowed from one of my customers. An order here and an order there gotten in this way will soon mount up to a good big lot of orders. Every order helps. I am trying to give you all a good fair, square deal in the seed business, -- a little better seeds and a little better treatment than you would get anywhere else. I want to spread the business and enlarge it just as much as I can. I am always wanting more customers. You can help by speaking to that neighbor of yours. I would do as much for you.

Yours truly,

HENRY FIELD.

P. S. Shall I send you another catalog? .....



I have always given considerable free seed with the orders, but some people write in that they do not care for free flower seed and free vegetable seed, as they have lots of seed already, but they would like some flower bulbs, but that it took all the money they could spare to buy seed corn and clover, and they did not feel like adding anything for flower bulbs. Now I have probably the most beautiful collection of gladiolus in the United States. I grow them partly as a personal hobby and partly for sale. I do not know any way I could do better missionary work than by distributing these bulbs free among flower lovers. I want everyone to have plenty of flowers. So here is the free offer: If you would rather have gladiolus bulbs than free packets of flower or vegetable seeds with your order, just fill out the blank below and I will give you some of my Choice Mixed Gladiolus bulbs, absolutely free, at the rate of two bulbs for each dollar of your order. These are bulbs that will be sure to bloom the first year. No matter how large your order is, you will get the bulbs at this rate. You will not need to write especially about it, but just fill out the blank below and we will know what you mean. I will send instructions for growing along with the bulbs and you will be sure of success with them. You will find full descriptions of these flowers on Pages 64 and 65 of my catalog. Shall I send the Free Bulbs instead of the extra seeds? You will find full de-

**Beautiful Gladiolus Bulbs Free with Your Order.**

FROM \_\_\_\_\_

TOWN \_\_\_\_\_

COUNTY \_\_\_\_\_

STATE \_\_\_\_\_

Place a  
Two Cent  
Stamp  
Here

# Henry Field Seed Co.

**Shenandoah,**

**Iowa's Leading Seed House.**

**Iowa.**

**Combination Order Sheet and Return Envelope**  
 After sealing the small side flaps, seal the big flap here.  
 You will find this order sheet a great convenience. It is made of the strongest and best of paper, and if properly sealed will carry enclosures of any kind with perfect safety.

Fasten the small flap down here.

Fasten the small flap down here.

## THE FREE PAGE

**O**DD, isn't it, to see a whole page in a catalog be given up to things that do not bring me a cent; fact though. In the first place, there are always new things in the vegetable line that I want you to try. If they pan out well I will introduce them next year. This way I have a chance to tell whether they are going to be worth while listing or not. You enjoy it and it doesn't cost me as much as it would to get caught with a poor novelty that had not been tested in advance. Most of my best new things have been given out in advance this way first.

Then the flowers. I love flowers myself and I want everyone to have plenty of them. The seed does not cost much, but I know how it is. By the time the garden seed list has been made out and some seed corn added to it, the bill looks so big that there is no room for Madam to add a few flower seeds, and so she has to let them go. Now here is a chance, for the flower seed, and of the very best too, can be added without cost. All I ask is that you take good care of them and when they bloom, remember who sent them.

**Now Read Carefully** — Look over this list and pick out what you want. Mark one for each 25 cents of your order and we will do the rest. When we are filling the orders we look for those marks and send you what you want. One for each 25 cents of your order. **BE SURE AND MARK WHAT YOU WANT.**

### Free Vegetable and Field Seeds

- NOTICE — In case the extras you ask for are all gone, I will give you other numbers in the list that I think will please you. I expect to have enough of all, but may run short at the last of the season.
- 1 Watermelon — A new variety for trial.
  - 2 Muskmelon — A new variety for trial.
  - 3 Popcorn — The ever popular White Rice. The boys all like it.
  - 4 Popcorn — Queen's Golden. Will pop out bigger than any corn I ever saw.
  - 5 Martynia Proboiside — Sometimes called pickle plant. Grows on a bush like tomatoes, and has a very pretty flower and a green fleshy seed pod used for pickles. Hardy prolific and quite a curiosity.
  - 6 Arkansaw Hominy Corn — A mammoth-grained white corn used in some parts of the South for making hominy. Good eating and a great curiosity.
  - 7 Japanese Beans — The standard variety grown in Japan for dry beans. Very curious, something like Soy beans, but earlier and more prolific. Bush and pod are woolly.
  - 8 Salsify or Oyster Plant — Plant and tend like parsnips.
  - 9 Pencillara — The great new fodder plant. Grows 12 feet high. A giant member of the millet family.
  - 10 Squaw Corn — The original type of field corn, grown by the Indians at the time of the discovery of America, and grown by them yet. Very early and hardy. Mixed colors.
  - 11 Field Corn — Mexican Giant. This is no kin to our White Mexican, but is the corn that grows 15 to 20 feet high. See picture in catalog. The seed is imported from Mexico.

### Free Flower Seed

- 12 Asters — California Mammoth, mixed. This is a very choice new strain of asters grown by Rohnert of California, and said to be the largest known.
- 13 Mignonette — Sweet. This is the old fashioned sweet mignonette that every one loves.
- 14 Pansy — Fine English Mixed. A very fine strain of English grown pansy seed that shows a great range of colors.
- 15 Pinks — Double mixed. The old fashioned China pink. Blooms the first year.
- 16 Coreopsis — Annual mixed. A quick blooming popular flower. Yellow and brown in color.
- 17 Nasturtium — Tom Thumb, mixed colors. This is a choice strain by Schmidt, the great German seedsman. Plant in poor soil if you want lots of bloom.
- 19 Sweet Peas — Giant California, mixed colors. A special mixture from Rohnert of California. Claimed to be extra large and bright colors.
- 20 Poppy — Mammoth Snowball. An enormous, very double, fringed white poppy from Schmidt. The finest white poppy I ever saw.
- 21 Poppy — Fireball. An enormous very double fringed poppy of the most brilliant red imaginable. From Schmidt.
- 22 Petunia — Fine mixed. This is not the double kind, but a specially fine strain of the old fashioned single variety. All colors.
- 23 Sweet William — Single Mixed. The old favorite. All colors. Lives over.
- 24 Cupid Sweet Peas — Mixed colors. This is the famous dwarf sweet pea. Grows just like a dwarf garden pea, and is covered with blooms just like the tall sweet pea. Can be grown anywhere and does not have to be staked.
- 25 Larkspur — Mixed colors. The old garden favorite.
- 26 Cleome Pungens — Sometimes called Spider Flower or Electric Light Plant. A quick growing annual. Grows six feet high and blooms all summer.
- 27 Flowering Beans — Scarlet Runner. These are an English variety and make handsome climbers and besides the beans are good to eat.

### Free Leaflets on Important Crops

- Knowing that I am a market gardener myself, many of my customers write to me asking that I give them full directions about growing different garden crops. These requests have been so frequent that I have taken time to write a series of leaflets, to which I expect to add new numbers from time to time, giving concise directions, from my own experience in gardening for market.
- Much of the directions you find in the seed catalogs of eastern houses are adapted to the east, but these are written to fit the conditions in the corn belt. I have gardened for market for over twenty years and in that time I have learned some things and have some to learn yet.
- Mark what you want, you're welcome to them**
- 1 Asparagus — How to plant the seed, grow the plants, prepare the bed and tend them afterwards.
  - 2 Cabbage — Full directions for both early and late cabbage.
  - 3 Melons — How to grow for both market and home use.
  - 4 Potatoes — How to grow a carload to the acre.
  - 5 Celery — Full directions.
  - 6 Onions — How to grow from seed or from sets.
  - 7 Sweet Potatoes — How to grow the plants. Full instructions for making the bed.
  - 8 Hotbeds — How to grow early cabbage and tomato plants
  - 9 Strawberries — How to grow them.
  - 10 Peanuts — How to grow them for home use or market.

**Write me a letter.** I am pretty busy sometimes, but I am always ready to take time to read a letter from a friend, and that is what I want you to be. If anything you don't just understand, write and ask me about it. I like to know what kind of land your garden is on, and what crops you grow mostly, and how the seeds did that you got last year, and what luck you have had buying from other seedsmen, and why you prefer to buy of me.

**Put the letter on a separate sheet from the order.** The order goes to the seed house to be filled and the letter to my desk. Put your name and address on each sheet. If there is one of your neighbors that ought to buy of me, write me about it and I will send a catalog, and if you think it would be worth while, I'll write a letter to them. I would do as much for you.

**A Last Word.** The catalog is now done. Free seeds and all. I have tried to tell you the exact truth, and if I have stretched anything, I sure didn't mean to. Some of my descriptions may sound rather tame beside the ones you are used to, but they have the great advantage of being the truth. If I told you anything else you would catch me at it anyway, so what's the use?

If you approve of this way of doing business, show it by giving me your business. I will appreciate it.

**HENRY FIELD**



# The Seedman's Conscience

Someone has said that "The trial ground is the seedman's conscience staring him in the face all summer with his mistakes, or praising him for his carefulness."

**The Gospel Truth**—That is the Gospel truth, too. Every word of it. I count my trial grounds the most important part of my seed business. Old Mother Nature won't lie to me. If she shows up a mistake in some lot of seeds and proves it to me in the trial grounds, I take it meekly, and strive to do better next time.

**Biggest Trial Grounds in the West**—Did you know that I have the most extensive and thorough trial grounds in the West? There is no seedman anywhere in this part of the country that puts in anywhere near the time and space I do in growing and testing the seed stock he sells. That is why I am so positive in what I tell you, and so certain I am right about it.

**Everything Tested and Compared**—Every variety of seeds I sell I save out a sample and plant in my trial grounds, along side of samples from a lot of other leading growers. Last summer I had over 600 different samples, all planted separately, marked, staked, and watched carefully. It's pretty hard to fool me after I have watched the garden all summer. If anything goes wrong, or I have better stocks than the other fellow, or he has better than mine, I know it before anyone else does.

**Revelations of the Microscope**—It's hard to fool the microscope. Look at these samples of clover seed alongside. Those are taken with a microscope attachment on the camera making the seed look ten times its natural size. Any one of those samples would look fairly good to the naked eye, and a good salesman could sell you any one of them by shading the price a little. If you saw them enlarged this way though, a man couldn't run fast enough to give you those lower ones. You may not be in shape to test them rigidly yourself, but I am, and if I sell you seed for first class, you can bank on it that I know what I am talking about. I've seen them the way they look in these pictures.

**The Verdict of Test Boxes**—All fall and winter and spring they are at work and they tell "The truth; the whole truth, and nothing but the truth." No matter in how big a hurry we are to use out of a bag of seeds, we wait till we get the decision of the test boxes. They are the court of last resort, and if the germination shows up poor, that bag of seed goes on the dump. That's why I feel safe in offering to replace free any seeds that are bad. I'd be a fool to make that offer unless I knew what I was talking about.

**The Summing Up of the Whole Matter**—I tell you this thing of the purity and germination of seed is a mighty important proposition. Just look carefully at those clover seed photographs again. How would you like to get a dose of that No. 3 or No. 4? The man who sells you the seed may mean well, but if he has had the decision of the microscope and the test box and the accumulated lessons of several years of trial grounds, he knows positive what he is talking about. He would be a fool, or a rascal, or both, to sell you anything but good seeds after the chance he has to know the difference.

Whatever you buy of me, if it don't look like your money's worth, you can have your money back.

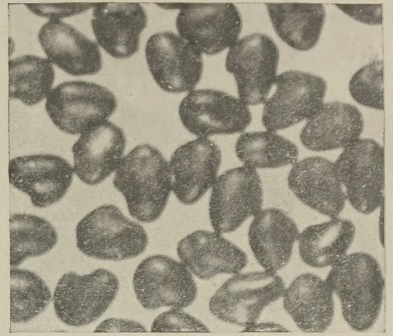


**INSPECTING THE TEST BOXES.**

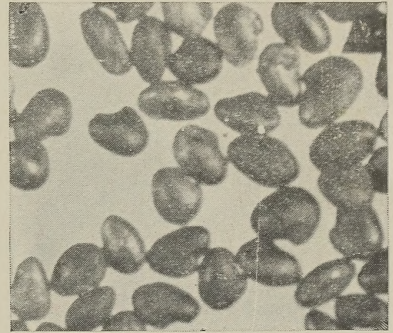
Every lot of seeds must show a rigid germination test before it's used.

## What the Microscope Shows.

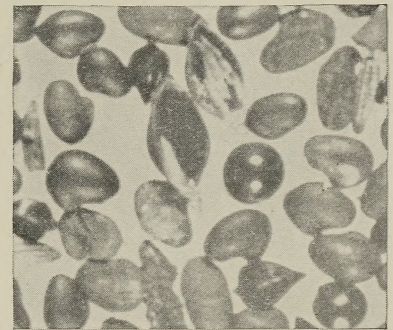
Sample of clover seed magnified 10 times.



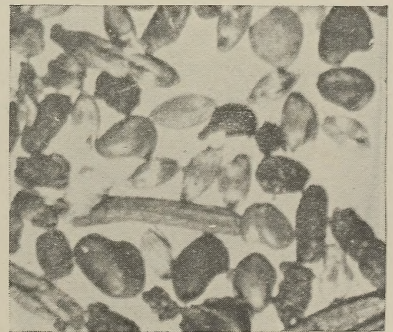
Pure clover seed. Large, plump, even size, and no weed seed or trash.



Second grade clover seed. Seed uneven, some shrunk and some weed seeds.



Dangerous clover seed. Looks fairly well, but full of bad weed seeds. Nine kinds of noxious weeds in the small sample shown.



Trashy clover seed, full of all kinds of weed seeds and miscellaneous calamity.



We grow the Terry Frost-proof Peonies, the finest collection in America. **SPECIAL OFFER:** 12 of the Terry Peonies, in the four colors shown above, for \$3.00; 3 deep red, 3 pink, 3 pure white, and 3 variegated, our choice of varieties. Good sized plants guaranteed to live and bloom.